BERC - INFRASTRUCTURE

CIVIL ENGINEERING

AERIAL GPS open street maps @ 2023

LOCALITY PLAN
NTS

DRAWING No.	DESCRIPTION
BERC-ARU-BNE-CICW-DRG-1001	GENERAL - COVER SHEET, LOCALITY PLAN AND DRAWING INDEX
BERC-ARU-BNE-CICW-DRG-1005	GENERAL - NOTES
BERC-ARU-BNE-CICW-DRG-1006	GENERAL - LEGEND
BERC-ARU-BNE-CICW-DRG-1010	EXISTING SITE - PLAN
BERC-ARU-BNE-CICW-DRG-1020	PROPOSED SITE - PLAN
BERC-ARU-BNE-CICW-DRG-1021	PROPOSED SITE PLAN - DEVELOPMENT FOOTPRINT
BERC-ARU-BNE-CICW-DRG-1030	PROPOSED SITE PLAN -CLEARANCES FROM DEVELOPMENT FOOTPRINT
BERC-ARU-BNE-CICW-DRG-1080	DEMOLITION AND SITE CLEARANCE - PLAN
BERC-ARU-BNE-CICW-DRG-1101	SOIL AND WATER MANAGEMENT - PLAN
BERC-ARU-BNE-CICW-DRG-1191	SOIL AND WATER MANAGEMENT - DETAILS
BERC-ARU-BNE-CICW-DRG-1201	BULK EARTHWORKS - PLAN
BERC-ARU-BNE-CICW-DRG-1241	BULK EARTHWORKS - SITE SECTIONS - SHEET 1
BERC-ARU-BNE-CICW-DRG-1242	BULK EARTHWORKS - SITE SECTIONS - SHEET 2
BERC-ARU-BNE-CICW-DRG-1243	BULK EARTHWORKS - SITE SECTIONS - SHEET 3
BERC-ARU-BNE-CICW-DRG-1244	BULK EARTHWORKS - SITE SECTIONS - SHEET 4
BERC-ARU-BNE-CICW-DRG-1245	BULK EARTHWORKS - SITE SECTIONS - SHEET 5
BERC-ARU-BNE-CICW-DRG-1341	CIVIL WORKS - TYPICAL CROSS SECTIONS - SHEET 1
BERC-ARU-BNE-CICW-DRG-1342	CIVIL WORKS - TYPICAL CROSS SECTIONS - SHEET 2
BERC-ARU-BNE-CICW-DRG-1343	CIVIL WORKS - TYPICAL CROSS SECTIONS - SHEET 3
BERC-ARU-BNE-CICW-DRG-1351	CIVIL WORKS - MC01 LONGITUDINAL SECTIONS - SHEET 1
BERC-ARU-BNE-CICW-DRG-1352	CIVIL WORKS - MC01 LONGITUDINAL SECTIONS - SHEET 2
BERC-ARU-BNE-CICW-DRG-1353	CIVIL WORKS - MC02 LONGITUDINAL SECTIONS
BERC-ARU-BNE-CICW-DRG-1354	CIVIL WORKS - MC13 LONGITUDINAL SECTIONS
BERC-ARU-BNE-CICW-DRG-1355	CIVIL WORKS - MC14 LONGITUDINAL SECTIONS
BERC-ARU-BNE-CICW-DRG-1356	CIVIL WORKS - MC15 LONGITUDINAL SECTIONS
BERC-ARU-BNE-CICW-DRG-1466	CIVIL WORKS - VEHICLE SWEPT PATH - PLAN - SHEET 1
BERC-ARU-BNE-CICW-DRG-1467	CIVIL WORKS - VEHICLE SWEPT PATH - PLAN - SHEET 2
BERC-ARU-BNE-CICW-DRG-1468	CIVIL WORKS - VEHICLE SWEPT PATH - PLAN - SHEET 3
BERC-ARU-BNE-CICW-DRG-1469	CIVIL WORKS - VEHICLE SWEPT PATH - PLAN - SHEET 4
BERC-ARU-BNE-CICW-DRG-1470	CIVIL WORKS - VEHICLE SWEPT PATH - PLAN - SHEET 5
BERC-ARU-BNE-CICW-DRG-1601	STORMWATER - PRE-DEVELOPMENT CATCHMENT - PLAN
BERC-ARU-BNE-CICW-DRG-1605	STORMWATER - PROPOSED CATCHMENT - PLAN
BERC-ARU-BNE-CICW-DRG-1611	STORMWATER - PLAN - SHEET 1
BERC-ARU-BNE-CICW-DRG-1612	STORMWATER - PLAN - SHEET 2
BERC-ARU-BNE-CICW-DRG-1613	STORMWATER - PLAN - SHEET 3
BERC-ARU-BNE-CICW-DRG-1614	STORMWATER - PLAN - SHEET 4
BERC-ARU-BNE-CICW-DRG-1615	STORMWATER - PLAN - SHEET 5
BERC-ARU-BNE-CICW-DRG-1641	STORMWATER - LONGITUDINAL SECTIONS - SHEET 1
BERC-ARU-BNE-CICW-DRG-1642	STORMWATER - LONGITUDINAL SECTIONS - SHEET 2
BERC-ARU-BNE-CICW-DRG-1643	STORMWATER - LONGITUDINAL SECTIONS - SHEET 3
BERC-ARU-BNE-CICW-DRG-1644	STORMWATER - LONGITUDINAL SECTIONS - SHEET 4
BERC-ARU-BNE-CICW-DRG-1645	STORMWATER - LONGITUDINAL SECTIONS - SHEET 5
BERC-ARU-BNE-CICW-DRG-1646	STORMWATER - LONGITUDINAL SECTIONS - SHEET 6
BERC-ARU-BNE-CICW-DRG-1647	STORMWATER - LONGITUDINAL SECTIONS - SHEET 7
BERC-ARU-BNE-CICW-DRG-1648	STORMWATER - LONGITUDINAL SECTIONS - SHEET 8
BERC-ARU-BNE-CICW-DRG-1649	STORMWATER - LONGITUDINAL SECTIONS - SHEET 9
BERC-ARU-BNE-CICW-DRG-1650	STORMWATER - LONGITUDINAL SECTIONS - SHEET 10
BERC-ARU-BNE-CICW-DRG-1651	STORMWATER - LONGITUDINAL SECTIONS - SHEET 11
BERC-ARU-BNE-CICW-DRG-1652	STORMWATER - LONGITUDINAL SECTIONS - SHEET 12
BERC-ARU-BNE-CICW-DRG-1653	STORMWATER - LONGITUDINAL SECTIONS - SHEET 13
BERC-ARU-BNE-CICW-DRG-1691	STORMWATER - MISCELLANEOUS DETAILS
BERC-ARU-BNE-CICW-DRG-1700	PAVEMENT - PLAN
BERC-ARU-BNE-CICW-DRG-1791	PAVEMENT - PROFILES
BERC-ARU-BNE-CICW-DRG-1801	UTILITIES - PLAN
BERC-ARU-BNE-CICW-DRG-1802	OFF-SITE WATER AND SEWER PLAN

NOT FOR CONSTRUCTION

Scales

Issue	Date	By	Chkd	Appd

Issue	Date	By	Chkd	Appd

Issue	Date	By	Chkd	Appd
C	16.01.26	PDA	ERA	EGM
ISSUE FOR APPROVAL				
B	26.09.25	PDA	ERA	EGM
ISSUED FOR ADEQUACY REVIEW				
A	18.08.25	PDA	ERA	EGM
DRAFT FEED ISSUE				

Client
CLEANAWAY
Making a sustainable future possible

Engineering Certification (CEng)
Name: .....
Signature: ..... Date: .....

Job Title
BROMELTON ENERGY AND RESOURCES CENTRE

Scale at A1 NOT TO SCALE

Discipline CIVIL

ARUP
Arup, Level 5, 151 Clarence St
Sydney, NSW, 2000
Tel +61 (02) 9320 9320 Fax +61 (02) 9320 9321
www.arup.com

CONSULT AUSTRALIA
Member Firm
Arup Pty Ltd
ABN 18 000 966 165

Drawing Title
GENERAL
COVER SHEET, LOCALITY PLAN AND DRAWING INDEX

Drawing Status
FOR APPROVAL

Job No	Drawing No	Issue
293683-00	**BERC- ARU-BNE-CICW-DRG-1001**	**C**

Do not scale

© Arup

GENERAL

1. DRAWINGS TO BE READ IN CONJUNCTION WITH FEED REPORT BERC-ARU-BNE-GLDM-RPT-0002.
2. DRAWINGS PRODUCED SHOW PRELIMINARY DESIGN AND ARE PROVIDED IN SUPPORT OF A DEVELOPMENT LICENSE APPLICATION.THEY DO NOT REPRESENT DETAILED DESIGN OR CONSTRUCTION LEVEL INFORMATION.
3. FEED DESIGNS PRESENTED ARE BASED UPON "MASTERPLAN LAYOUT REV P, JULY 2025", BY RAMBOLL.
4. DIMENSIONS SHALL NOT BE OBTAINED BY SCALING THE DRAWINGS.
5. ALL DIMENSIONS ON DETAILS ARE IN MILLIMETRES UNLESS STATED OTHERWISE. ALL PLANS AND LEVELS ARE EXPRESSED IN METRES.
6. THE APPROVAL OF A SUBSTITUTION SHALL BE SOUGHT FROM THE ENGINEER BUT IS NOT AN AUTHORISATION FOR A VARIATION. ANY VARIATIONS INVOLVED MUST BE TAKEN UP WITH THE ENGINEER / PRINCIPAL'S REPRESENTATIVE BEFORE THE WORK COMMENCES.
7. ANY DISCREPANCIES OR OMISSIONS SHALL BE REFERRED TO THE ENGINEER FOR A DECISION BEFORE PROCEEDING WITH THE WORK.
8. THE CONTRACTOR SHALL GIVE 48 HOURS NOTICE FOR ALL ENGINEERING INSPECTIONS. ALL INSPECTIONS AND CERTIFICATIONS TO BE INCLUDED IN CONTRACTORS COST.
9. BUILDING FROM THESE DRAWINGS IS NOT TO COMMENCE UNTIL APPROVED BY THE PRINCIPAL CERTIFYING AUTHORITY.
10. THE WORD 'ENGINEER' USED IN THESE NOTES REFER TO AN EMPLOYEE OR NOMINATED REPRESENTATIVE OF ARUP AUSTRALIA PTY LTD.
11. ALL CONSTRUCTION ACTIVITIES SHALL COMPLY WITH THE RELEVANT CURRENT WORKPLACE HEALTH AND SAFETY LEGISLATION.

SITEWORKS

1. ORIGIN OF LEVELS:- AUSTRALIAN HEIGHT DATUM (A.H.D)
2. CONTRACTOR MUST VERIFY ALL DIMENSIONS AND EXISTING LEVELS ON SITE PRIOR TO COMMENCEMENT OF WORK.
3. ALL WORK IS TO BE UNDERTAKEN IN ACCORDANCE WITH THE DETAILS SHOWN ON THE DRAWINGS, THE SPECIFICATIONS AND THE DIRECTIONS OF THE PRINCIPAL'S REPRESENTATIVE.
4. EXISTING SERVICES HAVE BEEN PLOTTED FROM SUPPLIED DATA AND AS SUCH THEIR ACCURACY CANNOT BE GUARANTEED. IT IS THE RESPONSIBILITY OF THE CONTRACTOR TO ESTABLISH THE LOCATION AND LEVEL OF ALL EXISTING SERVICES PRIOR TO THE COMMENCEMENT OF ANY WORK. ANY DISCREPANCIES SHALL BE REPORTED TO THE PRINCIPAL'S REPRESENTATIVE. CLEARANCES SHALL BE OBTAINED FROM THE RELEVANT SERVICE AUTHORITY.
5. WHERE NEW WORKS ABUT EXISTING THE CONTRACTOR SHALL ENSURE THAT A SMOOTH EVEN PROFILE, FREE FROM ABRUPT CHANGES IS OBTAINED.
6. THE CONTRACTOR SHALL ARRANGE ALL SURVEY SETOUT TO BE CARRIED OUT BY A REGISTERED SURVEYOR.
7. CARE IS TO BE TAKEN WHEN EXCAVATING NEAR EXISTING SERVICES. NO MECHANICAL EXCAVATIONS ARE TO BE UNDERTAKEN OVER COMMUNICATIONS OR ELECTRICAL SERVICES. HAND EXCAVATE IN THESE AREAS.
8. ON COMPLETION OF PIPE INSTALLATION ALL DISTURBED AREAS MUST BE RESTORED TO ORIGINAL. INCLUDING KERBS, FOOTPATHS, CONCRETE AREAS, GRAVEL AND GRASSED AREAS AND ROAD PAVEMENTS IN ACCORDANCE WITH ALL LOCAL COUNCIL REQUIREMENTS.
9. PROVIDE 10mm WIDE EXPANDING CORK JOINTS BETWEEN CONCRETE PAVEMENTS AND ALL BUILDINGS, WALLS, FOOTINGS, COLUMNS, KERBS, DISH DRAINS, GRATED DRAINS, BOLLARD FOOTINGS ETC.
10. CONTRACTOR TO OBTAIN ALL AUTHORITY APPROVALS.
11. ALL BATTERS TO BE GRASS LINED WITH MINIMUM 100 TOPSOIL AND APPROVED COUCH LAID AS TURF U.N.O.
12. MAKE SMOOTH TRANSITION TO EXISTING SERVICES AND MAKE GOOD.
13. THE CONTRACTOR SHALL PROVIDE ALL TEMPORARY DIVERSION DRAINS AND MOUNDS TO ENSURE THAT AT ALL TIMES EXPOSED SURFACES ARE FREE DRAINING AND WHERE NECESSARY EXCAVATE SUMPS AND PROVIDE PUMPING EQUIPMENT TO DRAIN EXPOSED AREAS.
14. ON COMPLETION OF WORKS ALL DISTURBED AREAS MUST BE RESTORED TO ORIGINAL INCLUDING, BUT NOT LIMITED TO, KERBS, FOOTPATHS, CONCRETE AREAS, GRASS AND LANDSCAPED AREAS.

SURVEY

1. SURVEYS FOR THIS DESIGN ARE SUPPLIED BY: TJ KELLY SURVEYS PTY LTD DATED 26/05/2023 - REF 4577-02 REV B. SURVEYS ARE MGA2020 ZONE 56
2. ALL BEARINGS AND DISTANCES BY SURVEY.

EROSION AND SEDIMENT CONTROL MEASURES

1. ALL EROSION AND SEDIMENT CONTROL MEASURES TO BE IN ACCORDANCE WITH LANDCOM "SOILS AND CONSTRUCTION MANUAL VOLUME 1, MARCH 2004".
2. THIS PLAN IS TO BE READ IN CONJUNCTION WITH THE ENGINEERING PLANS, AND ANY OTHER PLANS OR WRITTEN INSTRUCTIONS THAT MAY BE ISSUED AND RELATING TO DEVELOPMENT AT THE SUBJECT SITE.
3. THE PRINCIPAL'S REPRESENTATIVE WILL ENSURE THAT ALL SOIL AND WATER MANAGEMENT WORKS ARE LOCATED AS INSTRUCTED IN THIS SPECIFICATION.
4. ALL BUILDERS AND SUB-CONTRACTORS WILL BE INFORMED OF THEIR RESPONSIBILITIES IN MINIMISING THE POTENTIAL FOR SOIL EROSION AND POLLUTION TO DOWNSLOPE LANDS AND WATERWAYS.
5. THE SOIL EROSION POTENTIAL ON THIS SITE SHALL BE MINIMISED. HENCE WORKS SHALL BE UNDERTAKEN IN THE FOLLOWING SEQUENCE:
   A) INSTALL SEDIMENT FENCES, TEMPORARY CONSTRUCTION EXIT AND SANDBAG KERB INLET SEDIMENT TRAP.
   B) UNDERTAKE SITE DEVELOPMENT WORKS IN ACCORDANCE WITH THE ENGINEERING PLANS. PHASE DEVELOPMENTS SO THAT LAND DISTURBANCE IS CONFINED TO AREAS OF WORKABLE SIZE.
6. DURING WINDY CONDITIONS, LARGE, UNPROTECTED AREAS WILL BE KEPT MOIST (NOT WET) BY SPRINKLING WITH WATER TO KEEP DUST UNDER CONTROL.
7. FINAL SITE LANDSCAPING WILL BE UNDERTAKEN AS SOON AS POSSIBLE AND WITHIN 20 WORKING DAYS FROM COMPLETION OF CONSTRUCTION ACTIVITIES.
8. STOCKPILES WILL NOT BE LOCATED WITHIN 2 METRES OF HAZARD AREAS. INCLUDING LIKELY AREAS OF CONCENTRATED OR HIGH VELOCITY FLOWS SUCH AS WATERWAYS. WHERE THEY ARE BETWEEN 2 AND 5 METRES FROM SUCH AREAS, SPECIAL SEDIMENT CONTROL MEASURES SHOULD BE TAKEN TO MINIMISE POSSIBLE POLLUTION TO DOWNSLOPE WATERS, E.G. THROUGH INSTALLATION OF SEDIMENT FENCING.
9. ANY SAND USED IN THE CONCRETE CURING PROCESS (SPREAD OVER THE SURFACE) WILL BE REMOVED AS SOON AS POSSIBLE AND WITHIN 10 WORKING DAYS FROM PLACEMENT.
10. WATER WILL BE PREVENTED FROM ENTERING THE PERMANENT DRAINAGE SYSTEM UNLESS IT IS RELATIVELY SEDIMENT FREE, I.E. THE CATCHMENT AREA HAS BEEN PERMANENTLY LANDSCAPED AND/OR ANY LIKELY SEDIMENT HAS BEEN FILTERED THROUGH AN APPROVED STRUCTURE.
11. TEMPORARY SOIL AND WATER MANAGEMENT STRUCTURES WILL BE REMOVED ONLY AFTER THE LANDS THEY ARE PROTECTING ARE REHABILITATED.
12. ACCEPTABLE RECEPTORS WILL BE PROVIDED FOR CONCRETE AND MORTAR SLURRIES, PAINTS, ACID WASHINGS, LIGHT-WEIGHT WASTE MATERIALS AND LITTER.
13. RECEPTORS FOR CONCRETE AND MORTAR SLURRIES, PAINTS, ACID WASHINGS, LIGHT-WEIGHT WASTE MATERIALS AND LITTER ARE TO BE EMPTIED AS NECESSARY. DISPOSAL OF WASTE SHALL BE IN A MANNER APPROVED BY THE PRINCIPAL'S REPRESENTATIVE.
14. EROSION AND SEDIMENT CONTROL MEASURES SHALL BE INSPECTED AFTER RAINFALL EVENTS TO ENSURE THAT THEY OPERATE EFFECTIVELY. REPAIR AND OR MAINTENANCE SHALL BE UNDERTAKEN AS REQUIRED.

ROADWORKS GENERAL

1. THE CONTRACTOR SHALL OBTAIN ALL LEVELS FROM ESTABLISHED BENCH MARKS ONLY AS SUPPLIED BY THE APPOINTED SURVEYORS.
2. SERVICES SHOWN ON THESE PLANS ARE LOCATED FROM INFORMATION SUPPLIED BY THE RELEVANT AUTHORITIES AND FIELD INVESTIGATIONS AND ARE NOT GUARANTEED COMPLETE OR CORRECT. ALL SERVICE LOCATIONS ARE TO BE VERIFIED BY THE CONTRACTOR PRIOR TO CONSTRUCTION.
3. NO WORK TO BE CARRIED OUT ON ADJOINING PROPERTIES WITHOUT THE WRITTEN PERMISSION FROM THE OWNER.
4. VEHICULAR ACCESS AND ALL SERVICES ARE TO BE MAINTAINED AT ALL TIMES TO AREAS AFFECTED BY CONSTRUCTION.
5. ALL RUBBISH, BUILDINGS, SHEDS, FENCES, AND POWER POLES ARE TO BE REMOVED IN ACCORDANCE WITH THE SPECIFICATION.
6. NO TREES TO BE REMOVED OTHER THAN THOSE AFFECTED BY THE WORKS.
7. CONTRACTOR TO INSTALL ROOT CONTROL BARRIERS ALONG LENGTH OF KERBS AND RETAINING WALLS ADJACENT TO LANDSCAPED AREAS.

STORMWATER DRAINAGE

1. ALL KERB INLET PITS (ON GRADE) TO BE BENCHED AND STREAMLINED, PITS OVER 1.2 m IN DEPTH TO BE PROVIDED WITH STEP IRONS AND REINFORCED IN ACCORDANCE WITH AS 4198.
2. CONCRETE TO HAVE A MINIMUM COMPRESSIVE STRENGTH OF 32 MPa AT 28 DAYS U.N.O.
3. TAIL OUT DRAINS TO BE PROVIDED WITH COUCH LINED INVERT, JUTE STABILISED BATTERS, STRAWBALE AND GEOTEXTILE SEDIMENT FILTERS EVERY 10 m.
4. PRIOR TO THE FINAL INSPECTION A CCTV INSPECTION AND REPORT IS TO BE UNDERTAKEN FOR ALL STORMWATER PIPES AND CULVERTS THAT ARE PART OF THE DRAINAGE SYSTEM.
5. STRUCTURAL CERTIFICATION IS REQUIRED FOR CONSTRUCTION OF MAJOR AND NON STANDARD STORMWATER DRAINAGE STRUCTURES. THE CONTRACTOR TO ARRANGE FOR A HOLD POINT FOR CONSTRUCTION INSPECTIONS WITH A SUITABLY QUALIFIED ENGINEER AS APPOINTED BY THE CONTRACTOR TO PROVIDE IN WRITING A STRUCTURAL CERTIFICATE AT COMPLETION OF WORKS.
6. CONNECT DOWNPIPES TO THE STORMWATER SYSTEM AS EARLY AS POSSIBLE.
7. CONTRACTOR TO PROVIDE ROOT CONTROL BARRIERS FOR DRAINAGE PIPES WITHIN LANDSCAPED AREAS.
8. ALL 225 DIA. DRAINAGE PIPES AND LARGER SHALL BE CLASS "4" APPROVED SPIGOT AND SOCKET FRC OR RCP PIPES WITH RUBBER RING JOINTS. (U.N.O.)
9. ALL PIPE JUNCTIONS UP TO AND INCLUDING 450 DIA. AND TAPERS SHALL BE VIA PURPOSE MADE FITTINGS.
10. CONTRACTOR TO SUPPLY AND INSTALL ALL FITTINGS AND SPECIALS INCLUDING VARIOUS PIPE ADAPTORS TO ENSURE PROPER CONNECTION BETWEEN DISSIMILAR PIPEWORK.
11. ALL CONNECTIONS TO EXISTING DRAINAGE PITS SHALL BE MADE IN A TRADESMAN-LIKE MANNER AND THE INTERNAL WALL OF THE PIT AT THE POINT OF ENTRY SHALL BE CEMENT RENDERED TO ENSURE A SMOOTH FINISH.
12. WHERE TRENCHES ARE IN ROCK, THE PIPE SHALL BE BEDDED ON A MIN. 50 mm CONCRETE BED (OR 75 mm THICK BED OF 12 mm BLUE METAL) UNDER THE BARREL OF THE PIPE. THE PIPE COLLAR AT NO POINT SHALL BEAR ON THE ROCK. IN OTHER THAN ROCK, PIPES SHALL BE LAID ON A 75 mm THICK SAND BED. IN ALL CASES BACKFILL THE TRENCH WITH SAND TO 200 mm ABOVE THE PIPE. WHERE THE PIPE IS UNDER PAVEMENTS BACKFILL REMAINDER OF TRENCH WITH SAND OR APPROVED GRANULAR BACKFILL COMPACTED IN 150 mm LAYERS TO 98% STANDARD MAX. DRY DENSITY.
13. BEDDING SHALL BE (U.N.O.) TYPE HS2, IN ACCORDANCE WITH CURRENT RELEVANT AUSTRALIAN STANDARDS.
14. WHERE STORMWATER LINES PASS UNDER FLOOR SLABS, SEWER GRADE RUBBER RING JOINTS ARE TO BE USED.
15. WHERE SUBSOIL DRAINAGE LINES PASS UNDER FLOOR SLABS AND VEHICULAR PAVEMENTS UNSLOTTED UPVC SEWER GRADE PIPE SHALL BE USED.
16. PROVIDE 3.0 m LENGTH OF 100 DIA. SUBSOIL DRAINAGE PIPE WRAPPED IN FABRIC SOCK, AT UPSTREAM END OF EACH PIT.

NOT FOR CONSTRUCTION

Scales

Issue	Date	By	Chkd	Appd

Issue	Date	By	Chkd	Appd

Issue	Date	By	Chkd	Appd
C	16.01.26	PDA	ERA	EGM
ISSUE FOR APPROVAL				
B	26.09.25	PDA	ERA	EGM
ISSUED FOR ADEQUACY REVIEW				
A	18.08.25	PDA	ERA	EGM
DRAFT FEED ISSUE				

Client: CLEANAWAY — Making a sustainable future possible

Engineering Certification (CEng)
Name: .....
Signature: ..... Date: .....

Job Title: BROMELTON ENERGY AND RESOURCES CENTRE

Scale at A1: NOT TO SCALE

Discipline: CIVIL

ARUP
Arup, Level 5, 151 Clarence St
Sydney, NSW, 2000
Tel +61 (02) 9320 9320 Fax +61 (02) 9320 9321
www.arup.com
CONSULT AUSTRALIA Member Firm
Arup Pty Ltd
ABN 18 000 966 165

Drawing Title: GENERAL NOTES

Drawing Status: **FOR APPROVAL**

Job No	Drawing No	Issue
293683-00	**BERC- ARU-BNE-CICW-DRG-1005**	**C**

Do not scale

© Arup

A1

EXISTING FEATURES

- LOT BOUNDARY
- DRIVEWAY, PATHWAY OR CYCLE WAY
- TOP OF BATTER
- BOTTOM OF BATTER
- KERB AND GUTTER — KERB AND GUTTER
- KERB ONLY — KERB ONLY
- KERB INLET PIT
- DISH DRAIN — DISHED CROSSING
- FENCE
- EDGE OF GARDEN
- x15.83 — SPOT LEVEL
- BOLLARDS
- 17.0 — EXISTING CONTOURS
- EXISTING TREE
- STORMWATER EASEMENT

EXISTING UTILITIES

- ELECTRICAL (OVERHEAD)
- E — ELECTRICAL (UNDERGROUND)
- C — COMMS (UNDERGROUND)
- SW — STORMWATER
- CROSS DRAINAGE
- W(D) — WATER (CLASS D)

PROPOSED UTILITIES

- EO — ELECTRICAL (OVERHEAD)
- W — WATER
- S — SEWER

PROPOSED CIVIL WORKS

- EXTENT OF WORKS BOUNDARY
- EDGE OF PAVEMENT
- MINOR CONTOUR
- 17.0 — MAJOR CONTOUR
- SA — SA KERB
- SM — SM KERB
- VC — VEHICULAR CROSSING
- GIVEWAY LINE
- PROPOSED EXTERNAL RETAINING WALL
- LAND DEDICATION TO TMR FOR POTENTIAL FUTURE ROAD UPGRADE.
- BUILDING EXTEND

PROPOSED DRAINAGE

- STORMWATER PIPE AND FLOW DIRECTION
- Ø375 — PIPE SIZE
- STORMWATER GRATED INLET PIT
- INSPECTION PIT
- HEADWALL
- 14\1 — PIT LABEL LINE NUMBER 01 / PIT NUMBER 1
- PERIMETER SWALE
- TRENCH DRAIN
- RETAINING WALL SUBSOIL DRAINAGE (PERFORATED PIPE)
- CUT-OFF CHANNEL DRAIN
- FP — FLUSHING POINT
- SCOUR PROTECTION
- CATCHMENT BOUNDARY LANDSCAPE
- CATCHMENT BOUNDARY ROAD PATHWAY
- CATHCMENT BOUNDARY BYPASS

QUEENSLAND GLOBE DATA

- HYDROLINES

PAVEMENT

- RP1 JOINTED REINFORCED CONCRETE PAVEMENT (JRCP)
- FP1 GRANULAR PAVEMENT WITH THIN ASPHALT SURFACING (CARPARK)
- FP2 FULL DEPTH ASPHALT PAVEMENT (WORKING AREAS)
- RP2 CONCRETE FOOTPATH

PROPOSED BULK EARTHWORKS

- × BEL: 23.021m — BULK EARTHWORKS LEVEL

PROPOSED EROSION AND SEDIMENT CONTROL MEASURES

- TEMPORARY CONSTRUCTION EXIT
- CONSTRUCTION COMPOUND
- SEDIMENT FENCE
- STOCKPILE
- FILTER SOCK
- RISING MAIN
- CHANNEL
- TEMPORARY PIPE & HEADWALL
- EARTH BANK
- ROCK CHECK DAM
- SEDIMENT BASIN
- SUMP

NOT FOR CONSTRUCTION

Scales

Issue	Date	By	Chkd	Appd

Issue	Date	By	Chkd	Appd

Issue	Date	By	Chkd	Appd
C	16.01.26	PDA	ERA	EGM
	ISSUE FOR APPROVAL			
B	26.09.25	PDA	ERA	EGM
	ISSUED FOR ADEQUACY REVIEW			
A	18.08.25	PDA	ERA	EGM
	DRAFT FEED ISSUE			

Client: CLEANAWAY — Making a sustainable future possible

Engineering Certification (CEng)
Name: .....
Signature: ..... Date: .....

Job Title: BROMELTON ENERGY AND RESOURCES CENTRE

Scale at A1: NOT TO SCALE

Discipline: CIVIL

ARUP
Arup, Level 5, 151 Clarence St
Sydney, NSW, 2000
Tel +61 (02) 9320 9320 Fax +61 (02) 9320 9321
www.arup.com

CONSULT AUSTRALIA
Member Firm
Arup Pty Ltd
ABN 18 000 966 165

Drawing Title: GENERAL LEGEND

Drawing Status: **FOR APPROVAL**

Job No	Drawing No	Issue
293683-00	**BERC- ARU-BNE-CICW-DRG-1006**	**C**

Do not scale

© Arup

A1

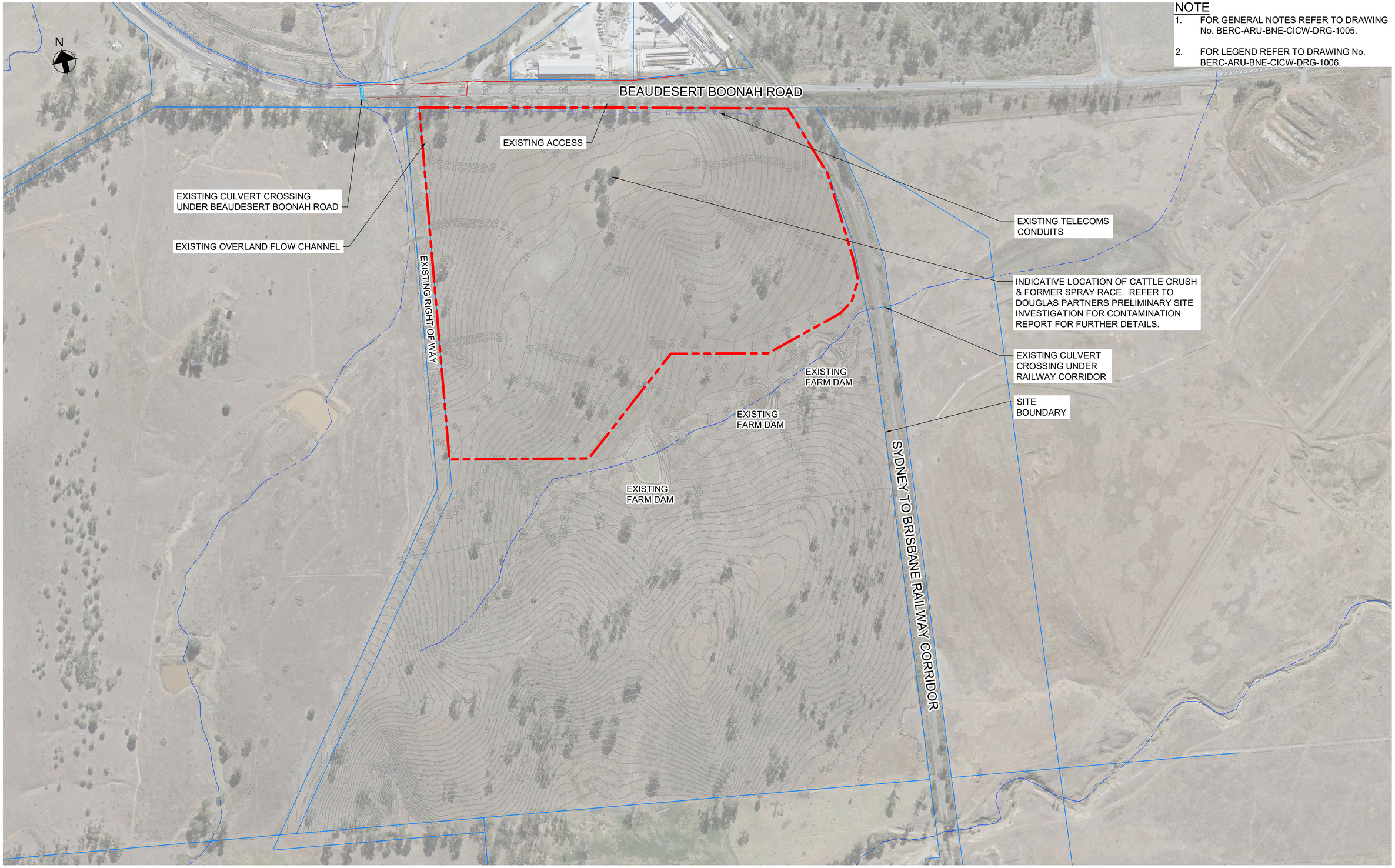

NOTE

1. FOR GENERAL NOTES REFER TO DRAWING No. BERC-ARU-BNE-CICW-DRG-1005.
2. FOR LEGEND REFER TO DRAWING No. BERC-ARU-BNE-CICW-DRG-1006.

NOT FOR CONSTRUCTION

Scales

25 0 50 100m

1:2500(A1)/1:5000(A3)

Issue	Date	By	Chkd	Appd

Issue	Date	By	Chkd	Appd

Issue	Date	By	Chkd	Appd
C	16.01.26	PDA	ERA	EGM
	ISSUE FOR APPROVAL			
B	26.09.25	PDA	ERA	EGM
	ISSUED FOR ADEQUACY REVIEW			
A	18.08.25	PDA	ERA	EGM
	DRAFT FEED ISSUE			

Client

CLEANAWAY
Making a sustainable future possible

Engineering Certification (CEng)

Name: .....

Signature: ..... Date: .....

Job Title

BROMELTON ENERGY AND RESOURCES CENTRE

Scale at A1 1:2500m

Discipline CIVIL

ARUP

Arup, Level 5, 151 Clarence St
Sydney, NSW, 2000
Tel +61 (02) 9320 9320 Fax +61 (02) 9320 9321
www.arup.com

CONSULT AUSTRALIA
Member Firm
Arup Pty Ltd
ABN 18 000 966 165

Drawing Title

EXISTING SITE PLAN

Drawing Status

FOR APPROVAL

Job No	Drawing No	Issue
293683-00	**BERC- ARU-BNE-CICW-DRG-1010**	**C**

Do not scale

© Arup

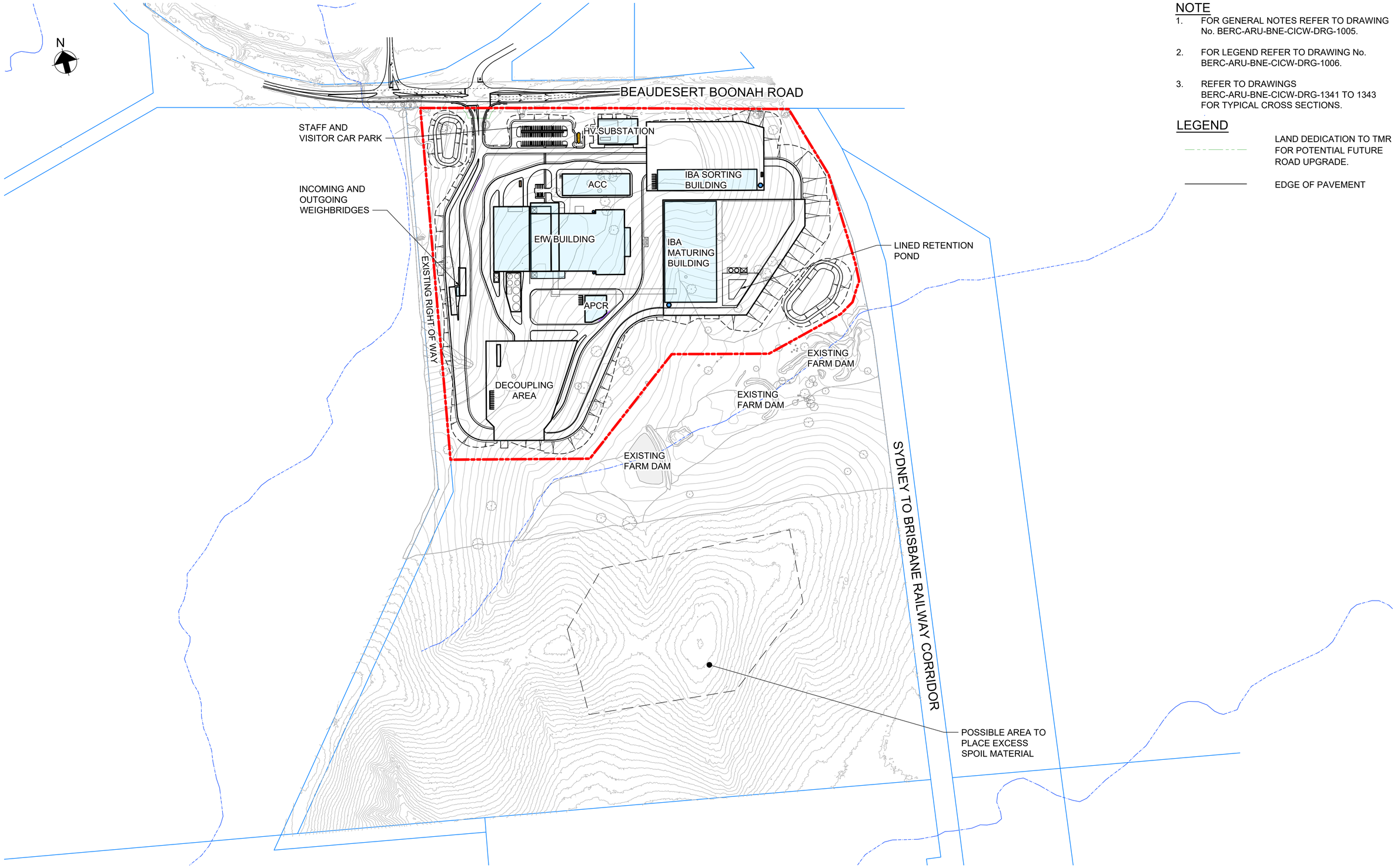

NOTE

1. FOR GENERAL NOTES REFER TO DRAWING No. BERC-ARU-BNE-CICW-DRG-1005.
2. FOR LEGEND REFER TO DRAWING No. BERC-ARU-BNE-CICW-DRG-1006.
3. REFER TO DRAWINGS BERC-ARU-BNE-CICW-DRG-1341 TO 1343 FOR TYPICAL CROSS SECTIONS.

LEGEND

LAND DEDICATION TO TMR FOR POTENTIAL FUTURE ROAD UPGRADE.

EDGE OF PAVEMENT

NOT FOR CONSTRUCTION

Scales

25 0 50 100m

1:2500(A1)/1:5000(A3)

Issue	Date	By	Chkd	Appd

Issue	Date	By	Chkd	Appd
E	27.07.26	PDA	ERA	EGM
ISSUE FOR APPROVAL				
D	16.01.26	PDA	ERA	EGM
ISSUE FOR APPROVAL				

Issue	Date	By	Chkd	Appd
C	26.09.25	PDA	ERA	EGM
ISSUED FOR ADEQUACY REVIEW				
B	18.08.25	PDA	ERA	EGM
DRAFT FEED ISSUE				
A	22.07.25	PDA	ERA	EGM
ISSUED FOR INFORMATION				

Client

CLEANAWAY
Making a sustainable future possible

Engineering Certification (CEng)

Name: .....

Signature: ..... Date: .....

Job Title

BROMELTON ENERGY AND RESOURCES CENTRE

Scale at A1 1:2500m

Discipline CIVIL

ARUP

Arup, Level 5, 151 Clarence St
Sydney, NSW, 2000
Tel +61 (02) 9320 9320 Fax +61 (02) 9320 9321
www.arup.com

CONSULT AUSTRALIA
Member Firm
Arup Pty Ltd
ABN 18 000 966 165

Drawing Title

PROPOSED SITE PLAN

Drawing Status

FOR APPROVAL

Job No	Drawing No	Issue
293683-00	**BERC- ARU-BNE-CICW-DRG-1020**	**E**

Do not scale

© Arup

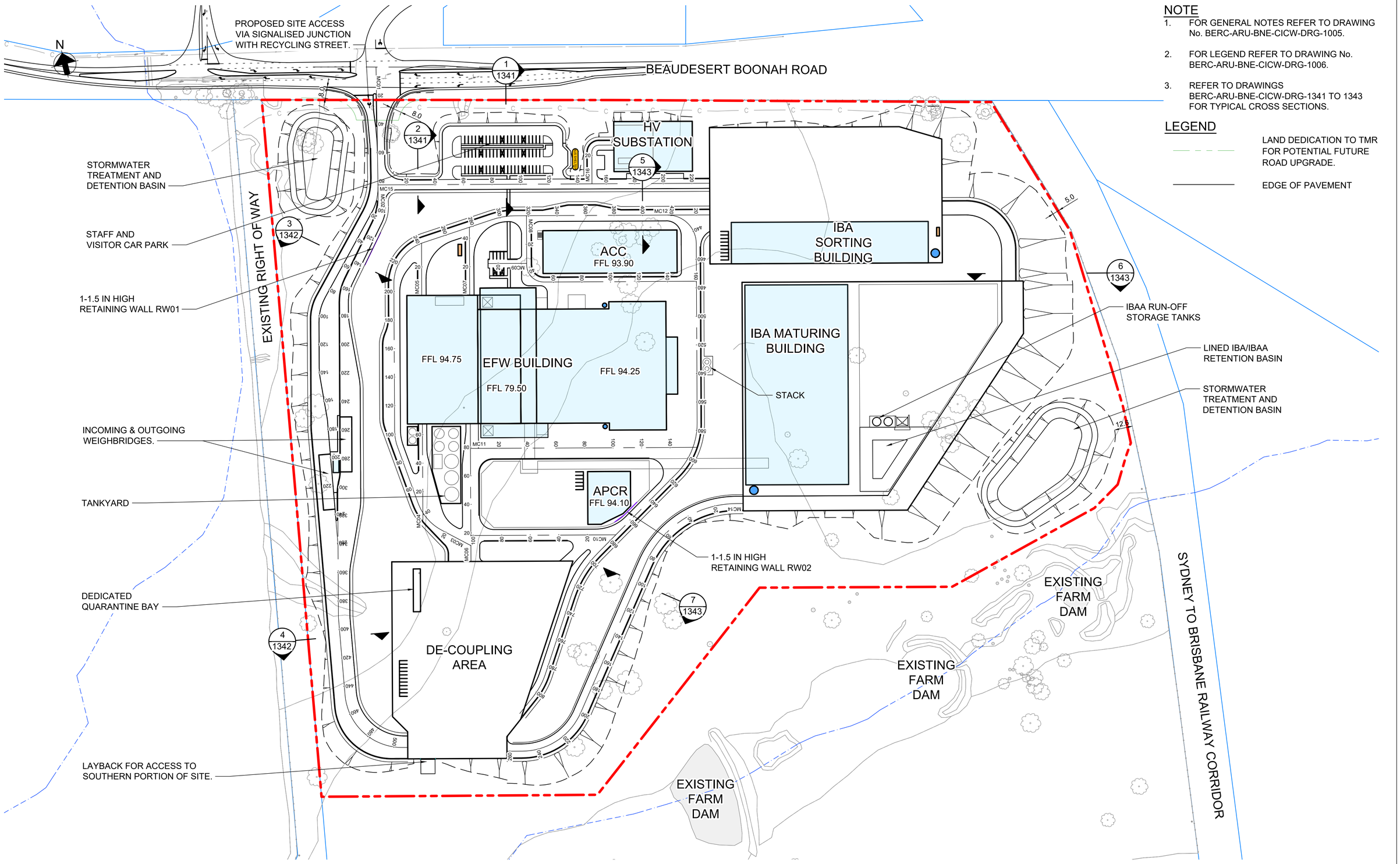

NOTE

1. FOR GENERAL NOTES REFER TO DRAWING No. BERC-ARU-BNE-CICW-DRG-1005.
2. FOR LEGEND REFER TO DRAWING No. BERC-ARU-BNE-CICW-DRG-1006.
3. REFER TO DRAWINGS BERC-ARU-BNE-CICW-DRG-1341 TO 1343 FOR TYPICAL CROSS SECTIONS.

LEGEND

- LAND DEDICATION TO TMR FOR POTENTIAL FUTURE ROAD UPGRADE.
- EDGE OF PAVEMENT

NOT FOR CONSTRUCTION

Scales

10 0 10 20 30 40 50m

1:1250(A1)/1:2500(A3)

Issue	Date	By	Chkd	Appd

Issue	Date	By	Chkd	Appd
E	27.07.26	PDA	PDA	EGM
ISSUE FOR APPROVAL				
D	16.01.26	PDA	ERA	EGM
ISSUE FOR APPROVAL				

Issue	Date	By	Chkd	Appd
C	26.09.25	PDA	ERA	EGM
ISSUE FOR ADEQUACY REVIEW				
B	18.08.25	PDA	ERA	EGM
DRAFT FEED ISSUE				
A	22.07.25	PDA	ERA	EGM
ISSUED FOR INFORMATION				

Client: CLEANAWAY — Making a sustainable future possible

Engineering Certification (CEng)

Name: .....

Signature: ..... Date: .....

Job Title: BROMELTON ENERGY AND RESOURCES CENTRE

Scale at A1: 1:1250m

Discipline: CIVIL

ARUP

Arup, Level 5, 151 Clarence St
Sydney, NSW, 2000
Tel +61 (02) 9320 9320 Fax +61 (02) 9320 9321
www.arup.com

CONSULT AUSTRALIA Member Firm
Arup Pty Ltd
ABN 18 000 966 165

Drawing Title: PROPOSED SITE PLAN - DEVELOPMENT FOOTPRINT

Drawing Status: FOR APPROVAL

Job No	Drawing No	Issue
293683-00	BERC- ARU-BNE-CICW-DRG-1021	E

Do not scale

© Arup

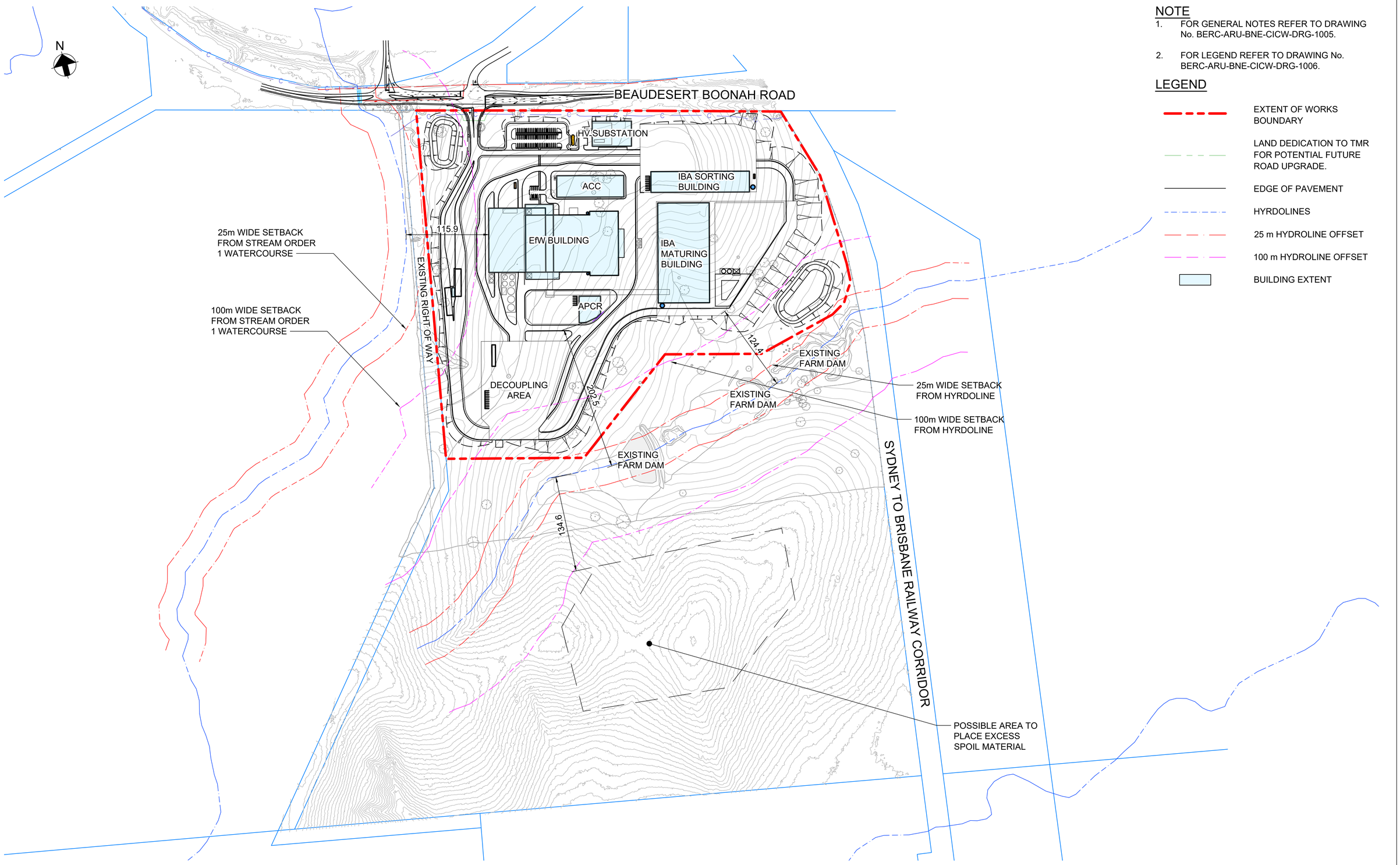

NOTE

1. FOR GENERAL NOTES REFER TO DRAWING No. BERC-ARU-BNE-CICW-DRG-1005.
2. FOR LEGEND REFER TO DRAWING No. BERC-ARU-BNE-CICW-DRG-1006.

LEGEND

- EXTENT OF WORKS BOUNDARY
- LAND DEDICATION TO TMR FOR POTENTIAL FUTURE ROAD UPGRADE.
- EDGE OF PAVEMENT
- HYRDOLINES
- 25 m HYDROLINE OFFSET
- 100 m HYDROLINE OFFSET
- BUILDING EXTENT

NOT FOR CONSTRUCTION

Scales

25 0 50 100m

1:2500(A1)/1:5000(A3)

Issue	Date	By	Chkd	Appd

Issue	Date	By	Chkd	Appd
D	27.07.26	PDA	ERA	
ISSUE FOR APPROVAL				

Issue	Date	By	Chkd	Appd
C	16.01.26	PDA	ERA	EGM
ISSUE FOR APPROVAL				
B	26.09.25	PDA	ERA	EGM
ISSUED FOR ADEQUACY REVIEW				
A	18.08.25	PDA	ERA	EGM
DRAFT FEED ISSUE				

Client: CLEANAWAY — Making a sustainable future possible

Engineering Certification (CEng)

Name: .....

Signature: ..... Date: .....

Job Title: BROMELTON ENERGY AND RESOURCES CENTRE

Scale at A1: 1:2500m

Discipline: CIVIL

ARUP

Arup, Level 5, 151 Clarence St
Sydney, NSW, 2000
Tel +61 (02) 9320 9320 Fax +61 (02) 9320 9321
www.arup.com

CONSULT AUSTRALIA
Member Firm
Arup Pty Ltd
ABN 18 000 966 165

Drawing Title: PROPOSED SITE PLAN - CLEARANCES FROM DEVELOPMENT FOOTPRINT

Drawing Status: **FOR APPROVAL**

Job No	Drawing No	Issue
293683-00	**BERC- ARU-BNE-CICW-DRG-1030**	**D**

Do not scale

© Arup

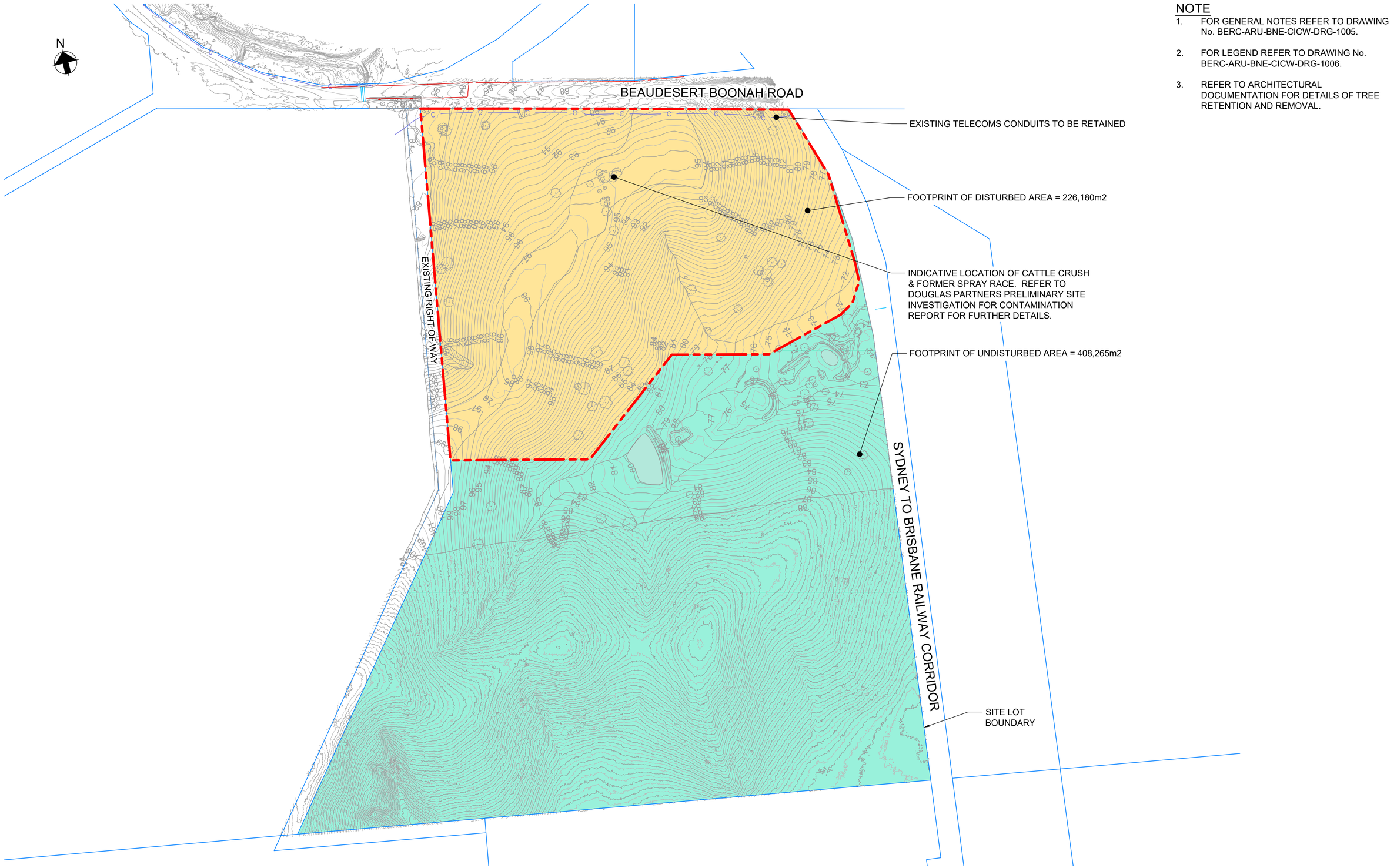

NOTE

1. FOR GENERAL NOTES REFER TO DRAWING No. BERC-ARU-BNE-CICW-DRG-1005.
2. FOR LEGEND REFER TO DRAWING No. BERC-ARU-BNE-CICW-DRG-1006.
3. REFER TO ARCHITECTURAL DOCUMENTATION FOR DETAILS OF TREE RETENTION AND REMOVAL.

NOT FOR CONSTRUCTION

Scales

25 0 50 100m

1:2500(A1)/1:5000(A3)

Issue	Date	By	Chkd	Appd

Issue	Date	By	Chkd	Appd

Issue	Date	By	Chkd	Appd
C	16.01.26	PDA	ERA	EGM
ISSUE FOR APPROVAL				
B	26.09.25	PDA	ERA	EGM
ISSUED FOR ADEQUACY REVIEW				
A	18.08.25	PDA	ERA	EGM
DRAFT FEED ISSUE				

Client

CLEANAWAY
Making a sustainable future possible

Engineering Certification (CEng)

Name: .....

Signature: ..... Date: .....

Job Title

BROMELTON ENERGY AND RESOURCES CENTRE

Scale at A1 1:2500m

Discipline CIVIL

ARUP

Arup, Level 5, 151 Clarence St
Sydney, NSW, 2000
Tel +61 (02) 9320 9320 Fax +61 (02) 9320 9321
www.arup.com

CONSULT AUSTRALIA
Member Firm
Arup Pty Ltd
ABN 18 000 966 165

Drawing Title

DEMOLITION AND SITE CLEARANCE PLAN

Drawing Status

FOR APPROVAL

Job No	Drawing No	Issue
293683-00	**BERC- ARU-BNE-CICW-DRG-1080**	**C**

Do not scale

© Arup

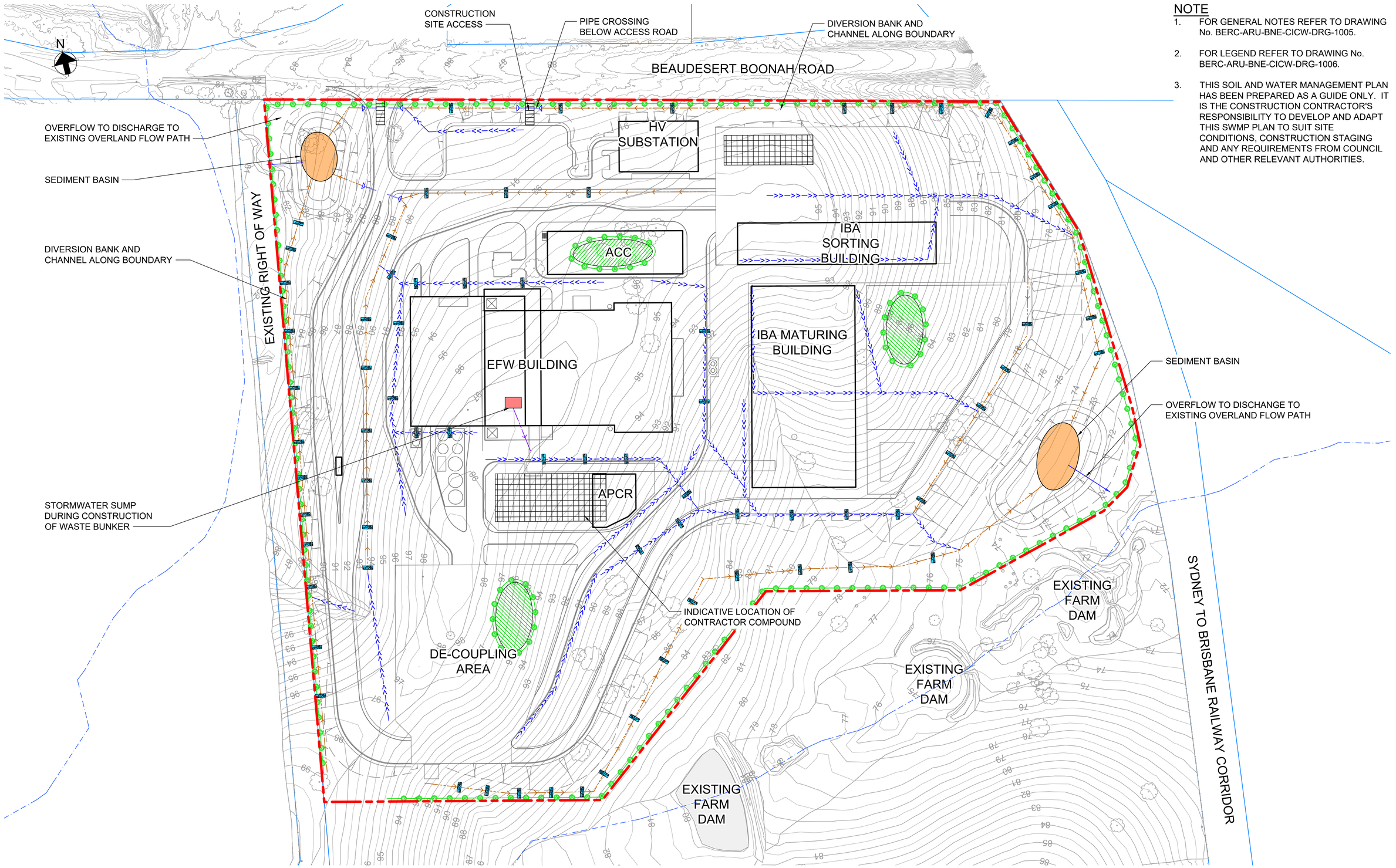

NOTE

1. FOR GENERAL NOTES REFER TO DRAWING No. BERC-ARU-BNE-CICW-DRG-1005.
2. FOR LEGEND REFER TO DRAWING No. BERC-ARU-BNE-CICW-DRG-1006.
3. THIS SOIL AND WATER MANAGEMENT PLAN HAS BEEN PREPARED AS A GUIDE ONLY. IT IS THE CONSTRUCTION CONTRACTOR'S RESPONSIBILITY TO DEVELOP AND ADAPT THIS SWMP PLAN TO SUIT SITE CONDITIONS, CONSTRUCTION STAGING AND ANY REQUIREMENTS FROM COUNCIL AND OTHER RELEVANT AUTHORITIES.

NOT FOR CONSTRUCTION

Scales

10 0 10 20 30 40 50m

1:1250(A1)/1:2500(A3)

Issue	Date	By	Chkd	Appd

Issue	Date	By	Chkd	Appd

Issue	Date	By	Chkd	Appd
C	16.01.26	PDA	ERA	EGM
ISSUE FOR APPROVAL				
B	26.09.25	PDA	ERA	EGM
ISSUED FOR ADEQUACY REVIEW				
A	18.08.25	PDA	ERA	EGM
DRAFT FEED ISSUE				

Client

CLEANAWAY
Making a sustainable future possible

Engineering Certification (CEng)

Name: .....

Signature: ..... Date: .....

Job Title

BROMELTON ENERGY AND RESOURCES CENTRE

Scale at A1 1:1250m

Discipline CIVIL

ARUP

Arup, Level 5, 151 Clarence St
Sydney, NSW, 2000
Tel +61 (02) 9320 9320 Fax +61 (02) 9320 9321
www.arup.com

CONSULT AUSTRALIA
Member Firm
Arup Pty Ltd
ABN 18 000 966 165

Drawing Title

SOIL AND WATER MANAGEMENT PLAN

Drawing Status

FOR APPROVAL

Job No	Drawing No	Issue
293683-00	BERC- ARU-BNE-CICW-DRG-1101	C

Do not scale

© Arup

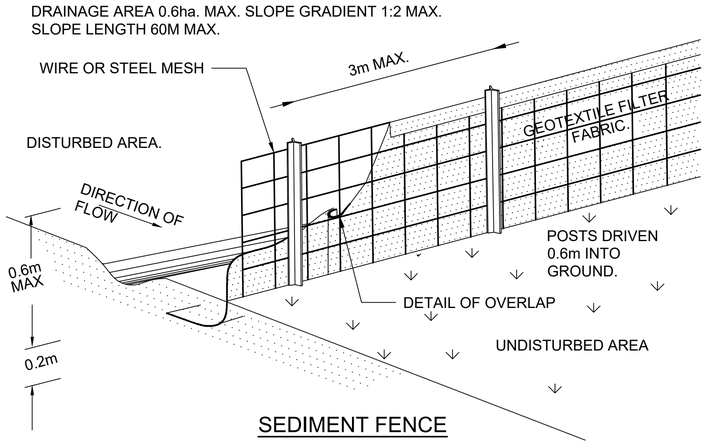

SEDIMENT FENCE

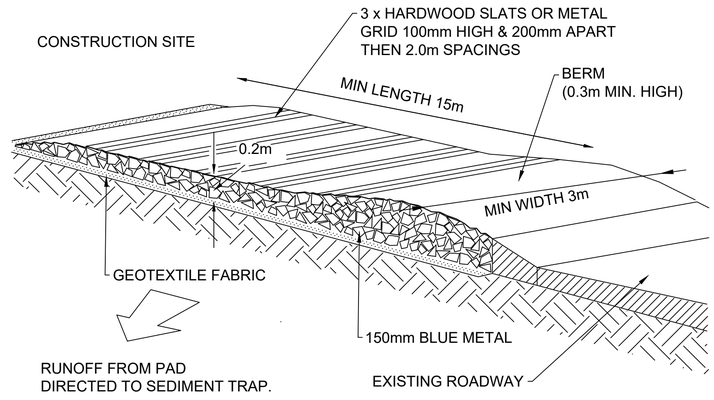

TEMPORARY CONSTRUCTION EXIT

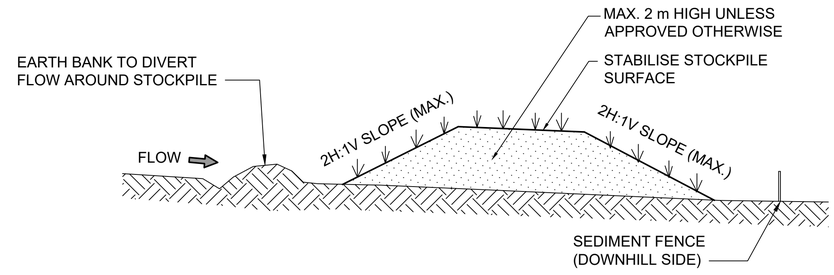

STOCKPILE

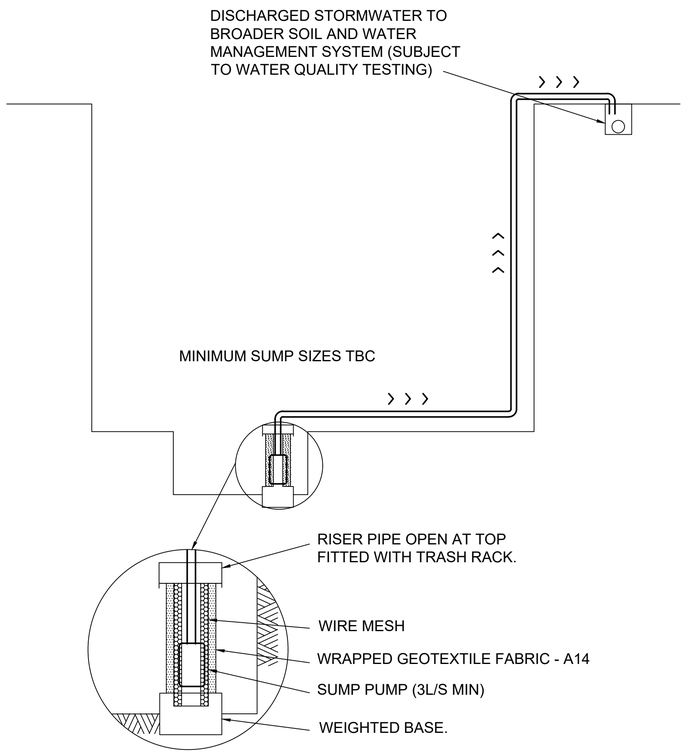

STORMWATER SUMP AND OUTLET

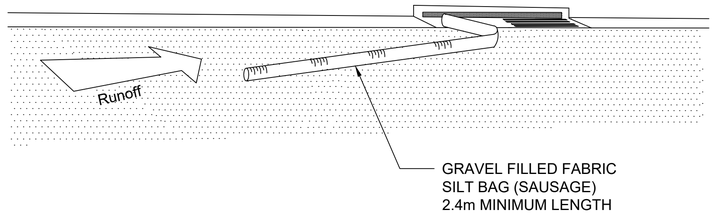

FABRIC STOCKING
KERB INLET SEDIMENT TRAP

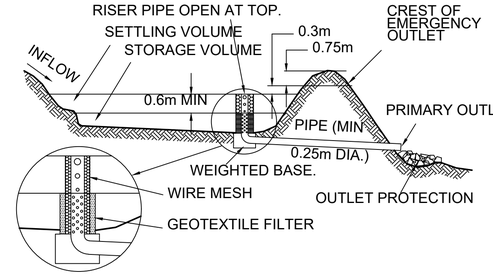

CROSS SECTION OF TYPICAL SEDIMENT BASIN

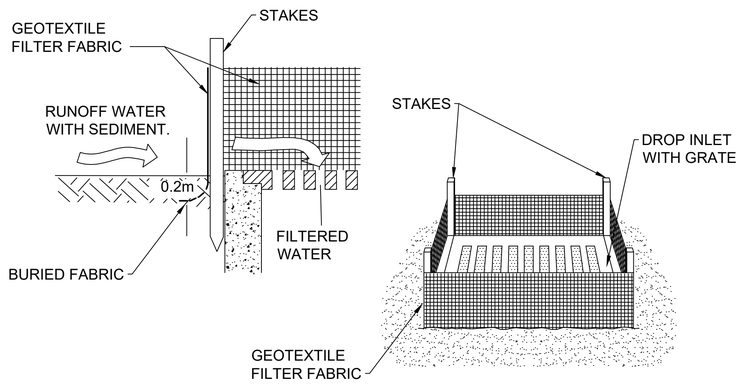

GEOTEXTILE FILTER FABRIC DROP INLET SEDIMENT TRAP

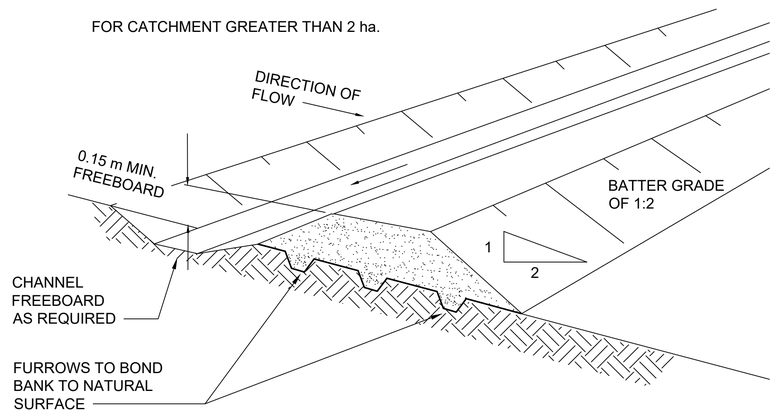

DIVERSION BANK AND CHANNEL

NOT FOR CONSTRUCTION

Scales

Issue	Date	By	Chkd	Appd

Issue	Date	By	Chkd	Appd

Issue	Date	By	Chkd	Appd
C	16.01.26	PDA	ERA	EGM
	ISSUE FOR APPROVAL			
B	26.09.25	PDA	ERA	EGM
	ISSUED FOR ADEQUACY REVIEW			
A	18.08.25	PDA	ERA	EGM
	DRAFT FEED ISSUE			

Client
CLEANAWAY
Making a sustainable future possible

Engineering Certification (CEng)
Name:
Signature: Date:

Job Title
BROMELTON ENERGY AND RESOURCES CENTRE

Scale at A1 NOT TO SCALE

Discipline CIVIL

ARUP
Arup, Level 5, 151 Clarence St
Sydney, NSW, 2000
Tel +61 (02) 9320 9320 Fax +61 (02) 9320 9321
www.arup.com
CONSULT AUSTRALIA
Member Firm
Arup Pty Ltd
ABN 18 000 966 165

Drawing Title
EROSION AND SEDIMENT CONTROL DETAILS

Drawing Status
FOR APPROVAL

Job No	Drawing No	Issue
293683-00	BERC- ARU-BNE-CICW-DRG-1191	C

Do not scale

© Arup

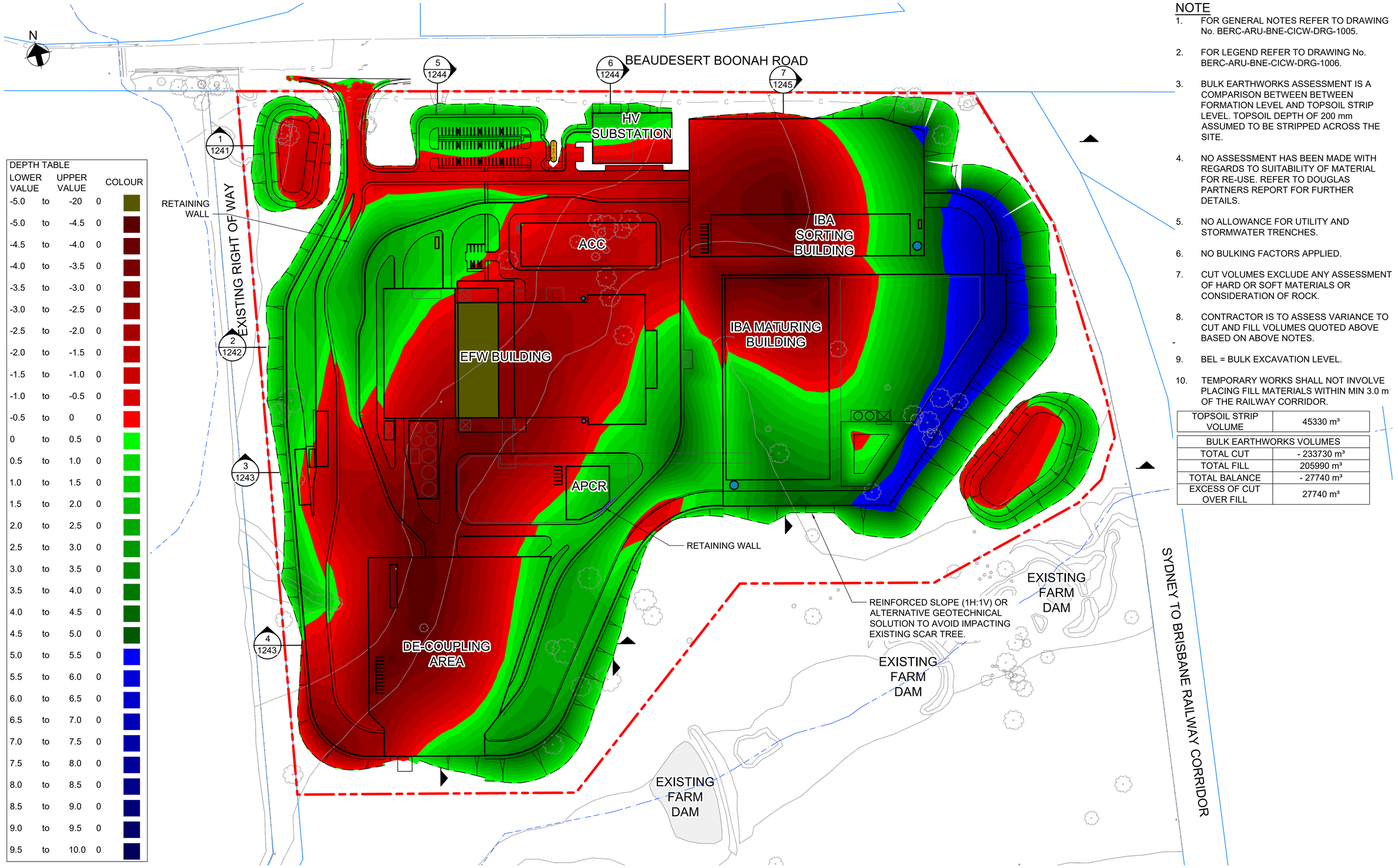

DEPTH TABLE

LOWER VALUE		UPPER VALUE		COLOUR
-5.0	to	-20	0	
-5.0	to	-4.5	0	
-4.5	to	-4.0	0	
-4.0	to	-3.5	0	
-3.5	to	-3.0	0	
-3.0	to	-2.5	0	
-2.5	to	-2.0	0	
-2.0	to	-1.5	0	
-1.5	to	-1.0	0	
-1.0	to	-0.5	0	
-0.5	to	0	0	
0	to	0.5	0	
0.5	to	1.0	0	
1.0	to	1.5	0	
1.5	to	2.0	0	
2.0	to	2.5	0	
2.5	to	3.0	0	
3.0	to	3.5	0	
3.5	to	4.0	0	
4.0	to	4.5	0	
4.5	to	5.0	0	
5.0	to	5.5	0	
5.5	to	6.0	0	
6.0	to	6.5	0	
6.5	to	7.0	0	
7.0	to	7.5	0	
7.5	to	8.0	0	
8.0	to	8.5	0	
8.5	to	9.0	0	
9.0	to	9.5	0	
9.5	to	10.0	0	

NOTE

1. FOR GENERAL NOTES REFER TO DRAWING No. BERC-ARU-BNE-CICW-DRG-1005.
2. FOR LEGEND REFER TO DRAWING No. BERC-ARU-BNE-CICW-DRG-1006.
3. BULK EARTHWORKS ASSESSMENT IS A COMPARISON BETWEEN BETWEEN FORMATION LEVEL AND TOPSOIL STRIP LEVEL. TOPSOIL DEPTH OF 200 mm ASSUMED TO BE STRIPPED ACROSS THE SITE.
4. NO ASSESSMENT HAS BEEN MADE WITH REGARDS TO SUITABILITY OF MATERIAL FOR RE-USE. REFER TO DOUGLAS PARTNERS REPORT FOR FURTHER DETAILS.
5. NO ALLOWANCE FOR UTILITY AND STORMWATER TRENCHES.
6. NO BULKING FACTORS APPLIED.
7. CUT VOLUMES EXCLUDE ANY ASSESSMENT OF HARD OR SOFT MATERIALS OR CONSIDERATION OF ROCK.
8. CONTRACTOR IS TO ASSESS VARIANCE TO CUT AND FILL VOLUMES QUOTED ABOVE BASED ON ABOVE NOTES.
9. BEL = BULK EXCAVATION LEVEL.
10. TEMPORARY WORKS SHALL NOT INVOLVE PLACING FILL MATERIALS WITHIN MIN 3.0 m OF THE RAILWAY CORRIDOR.

TOPSOIL STRIP VOLUME	45330 m³

BULK EARTHWORKS VOLUMES	
TOTAL CUT	- 233730 m³
TOTAL FILL	205990 m³
TOTAL BALANCE	- 27740 m³
EXCESS OF CUT OVER FILL	27740 m³

NOT FOR CONSTRUCTION

Scales

25 0 50 100m

1:2500(A1)/1:5000(A3)

Issue	Date	By	Chkd	Appd

Issue	Date	By	Chkd	Appd
D	27.07.26	PDA	PDA	EGM
ISSUE FOR APPROVAL				

Issue	Date	By	Chkd	Appd
C	16.01.26	PDA	ERA	EGM
ISSUE FOR APPROVAL				
B	26.09.25	PDA	ERA	EGM
ISSUED FOR ADEQUACY REVIEW				
A	18.08.25	PDA	ERA	EGM
DRAFT FEED ISSUE				

Client

CLEANAWAY
Making a sustainable future possible

Engineering Certification (CEng)

Name: .....

Signature: ..... Date: .....

Job Title

BROMELTON ENERGY AND RESOURCES CENTRE

Scale at A1 1:2500m

Discipline CIVIL

ARUP

Arup, Level 5, 151 Clarence St
Sydney, NSW, 2000
Tel +61 (02) 9320 9320 Fax +61 (02) 9320 9321
www.arup.com

CONSULT AUSTRALIA
Member Firm
Arup Pty Ltd
ABN 18 000 966 165

Drawing Title

BULK EARTHWORKS PLAN

Drawing Status

FOR APPROVAL

Job No	Drawing No	Issue
293683-00	**BERC- ARU-BNE-CICW-DRG-1201**	**D**

Do not scale

© Arup

A1

NOTE

1. FOR GENERAL NOTES REFER TO DRAWING No. BERC-ARU-BNE-CICW-DRG-1005.
2. FOR LEGEND REFER TO DRAWING No. BERC-ARU-BNE-CICW-DRG-1006.

LEGEND:

CUT

FILL

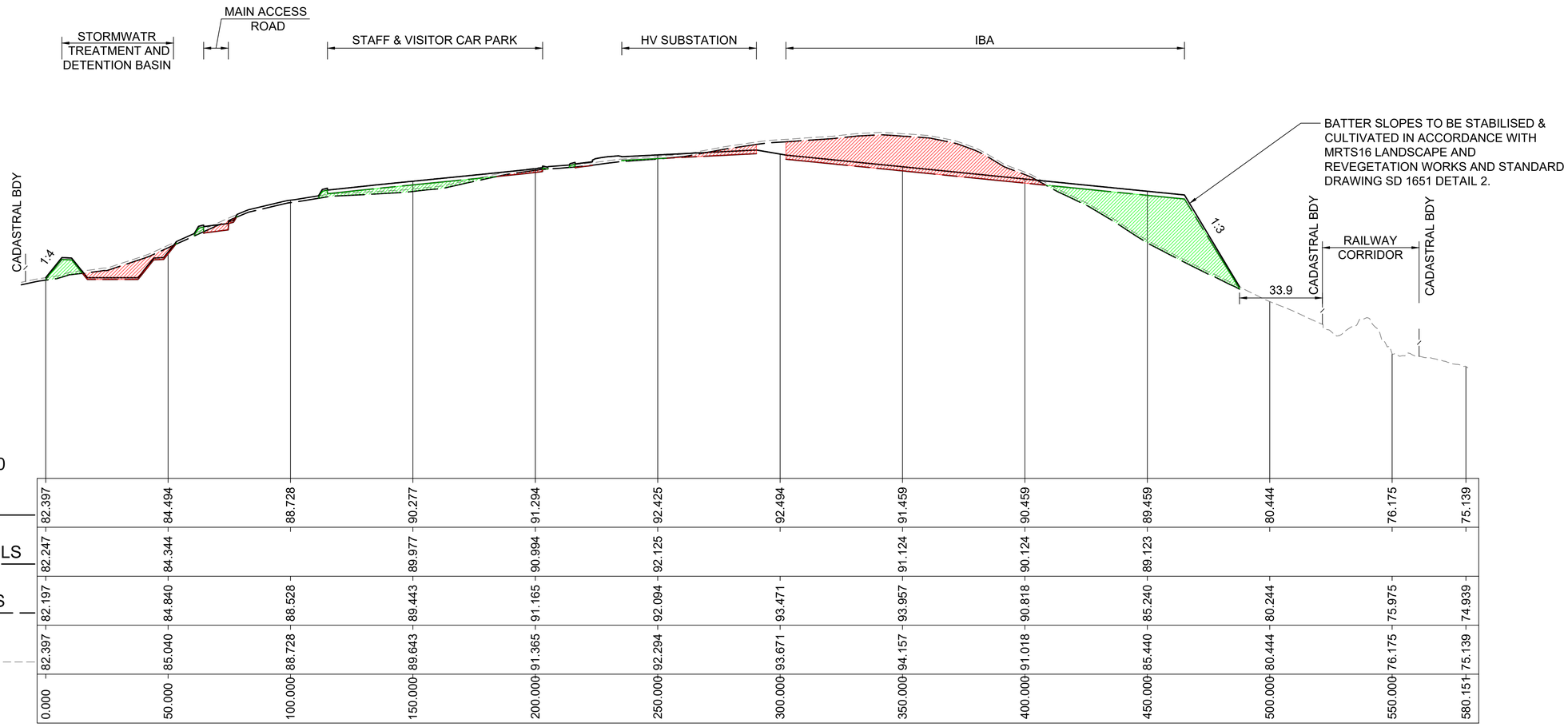

DATUM RL (m) 66.0													
DESIGN LEVELS	82.397	84.494	88.728	90.277	91.294	92.425	92.494	91.459	90.459	89.459	80.444	76.175	75.139
FORMATION LEVELS	82.247	84.344		89.977	90.994	92.125		91.124	90.124	89.123			
STRIPPED LEVELS	82.197	84.840	88.528	89.443	91.165	92.094	93.471	93.957	90.818	85.240	80.244	75.975	74.939
EXISTING LEVELS	82.397	85.040	88.728	89.643	91.365	92.294	93.671	94.157	91.018	85.440	80.444	76.175	75.139
CHAINAGE	0.000	50.000	100.000	150.000	200.000	250.000	300.000	350.000	400.000	450.000	500.000	550.000	580.151

SECTION 1 C-1201
SCALE H 1:1000
V 1:200

NOT FOR CONSTRUCTION

Scales

10 0 10 20 30 40 50m
1:1000(A1)/1:2000(A3)
2 0 2 4 6 8 10m
1:200(A1)/1:400(A3)

Issue	Date	By	Chkd	Appd

Issue	Date	By	Chkd	Appd

Issue	Date	By	Chkd	Appd
C	16.01.26	PDA	ERA	EGM
ISSUE FOR APPROVAL				
B	26.09.25	PDA	ERA	EGM
ISSUED FOR ADEQUACY REVIEW				
A	18.08.25	PDA	ERA	EGM
DRAFT FEED ISSUE				

Client
CLEANAWAY
Making a sustainable future possible

Engineering Certification (CEng)
Name: .....
Signature: ..... Date: .....

Job Title
BROMELTON ENERGY AND RESOURCES CENTRE

Scale at A1 AS SHOWN

Discipline CIVIL

ARUP
Arup, Level 5, 151 Clarence St
Sydney, NSW, 2000
Tel +61 (02) 9320 9320 Fax +61 (02) 9320 9321
www.arup.com
CONSULT AUSTRALIA
Member Firm
Arup Pty Ltd
ABN 18 000 966 165

Drawing Title
BULK EARTHWORKS
SITE SECTIONS
SHEET 1

Drawing Status
FOR APPROVAL

Job No	Drawing No	Issue
293683-00	**BERC- ARU-BNE-CICW-DRG-1241**	**C**

Do not scale

© Arup

A1

NOTE

1. FOR GENERAL NOTES REFER TO DRAWING No. BERC-ARU-BNE-CICW-DRG-1005.
2. FOR LEGEND REFER TO DRAWING No. BERC-ARU-BNE-CICW-DRG-1006.

LEGEND:

CUT

FILL

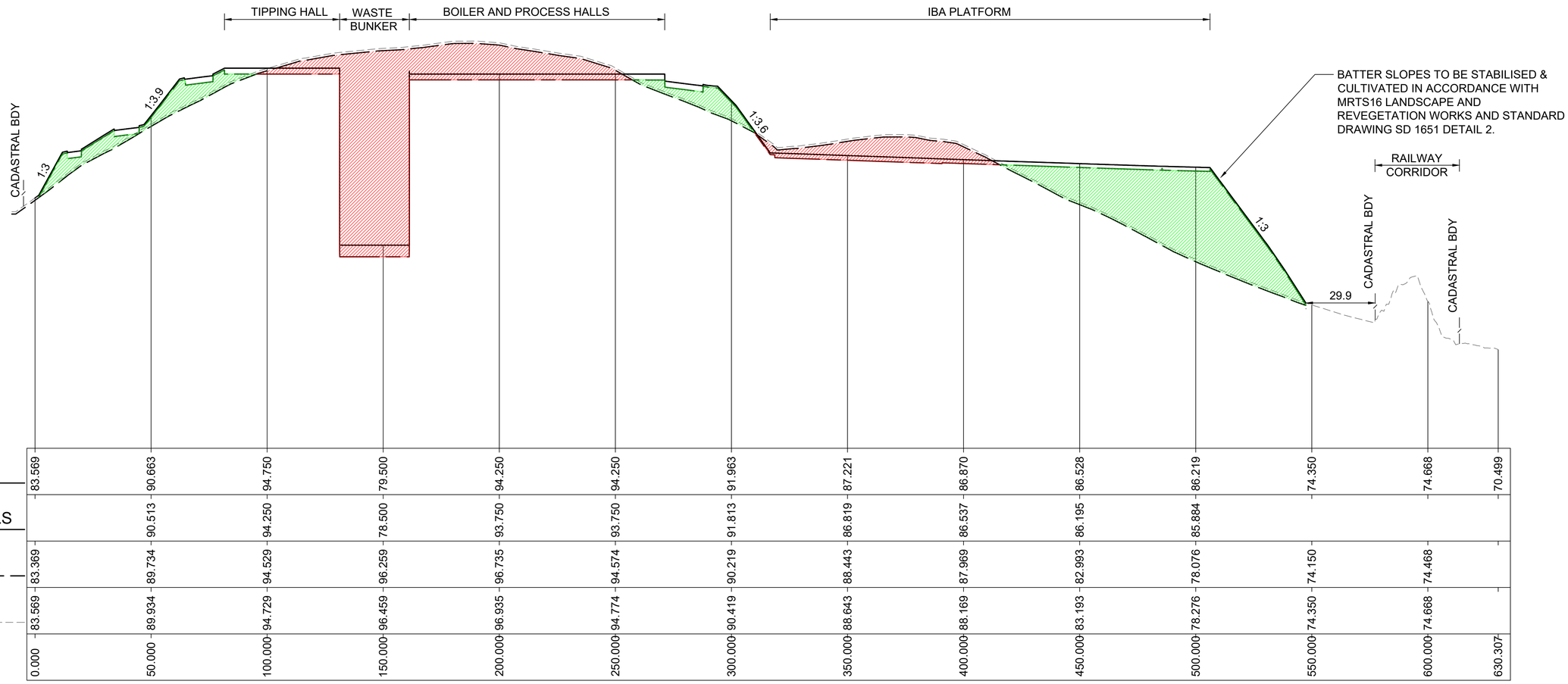

DATUM RL (m) 62.0													
DESIGN LEVELS	83.569	90.663	94.750	79.500	94.250	94.250	91.963	87.221	86.870	86.528	86.219	74.350	74.668	70.499
FORMATION LEVELS		90.513	94.250	78.500	93.750	93.750	91.813	86.819	86.537	86.195	85.884			
STRIPPED LEVELS	83.369	89.734	94.529	96.259	96.735	94.574	90.219	88.443	87.969	82.993	78.076	74.150	74.468	
EXISTING LEVELS	83.569	89.934	94.729	96.459	96.935	94.774	90.419	88.643	88.169	83.193	78.276	74.350	74.668	
CHAINAGE	0.000	50.000	100.000	150.000	200.000	250.000	300.000	350.000	400.000	450.000	500.000	550.000	600.000	630.307

SECTION 2
SCALE H 1:1000 C-1201
V 1:200

NOT FOR CONSTRUCTION

Scales

10 0 10 20 30 40 50m
1:1000(A1)/1:2000(A3)

2 0 2 4 6 8 10m
1:200(A1)/1:400(A3)

Issue	Date	By	Chkd	Appd

Issue	Date	By	Chkd	Appd

Issue	Date	By	Chkd	Appd
C	16.01.26	PDA	ERA	EGM
	ISSUE FOR APPROVAL			
B	26.09.25	PDA	ERA	EGM
	ISSUED FOR ADEQUACY REVIEW			
A	18.08.25	PDA	ERA	EGM
	DRAFT FEED ISSUE			

Client: CLEANAWAY — Making a sustainable future possible

Engineering Certification (CEng)
Name: .....
Signature: ..... Date: .....

Job Title: BROMELTON ENERGY AND RESOURCES CENTRE

Scale at A1: AS SHOWN

Discipline: CIVIL

ARUP
Arup, Level 5, 151 Clarence St
Sydney, NSW, 2000
Tel +61 (02) 9320 9320 Fax +61 (02) 9320 9321
www.arup.com

CONSULT AUSTRALIA Member Firm
Arup Pty Ltd
ABN 18 000 966 165

Drawing Title: BULK EARTHWORKS SITE SECTIONS SHEET 2

Drawing Status: **FOR APPROVAL**

Job No	Drawing No	Issue
293683-00	**BERC- ARU-BNE-CICW-DRG-1242**	**C**

Do not scale

© Arup

NOTE

1. FOR GENERAL NOTES REFER TO DRAWING No. BERC-ARU-BNE-CICW-DRG-1005.
2. FOR LEGEND REFER TO DRAWING No. BERC-ARU-BNE-CICW-DRG-1006.

LEGEND:

CUT

FILL

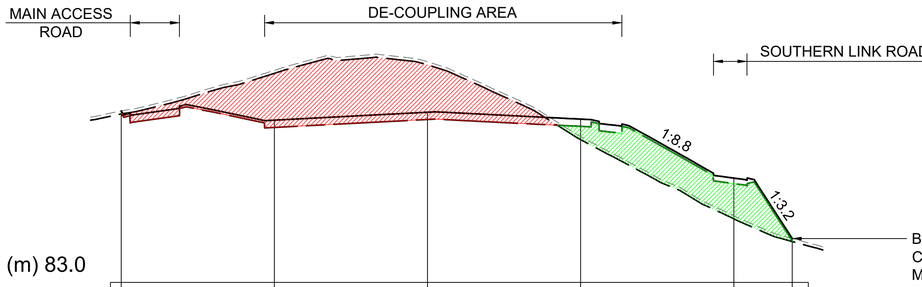

BATTER SLOPES TO BE STABILISED & CULTIVATED IN ACCORDANCE WITH MRTS16 LANDSCAPE AND REVEGETATION WORKS AND STANDARD DRAWING SD 1651 DETAIL 2.

DATUM RL (m) 83.0						
DESIGN LEVELS	94.195	93.593	94.113	93.659	89.811	85.865
FORMATION LEVELS	94.045	93.118	93.638	93.184	89.451	
STRIPPED LEVELS	93.997	96.643	97.205	92.325	87.152	85.670
EXISTING LEVELS	94.197	96.843	97.405	92.525	87.352	85.870
CHAINAGE	0.000	50.000	100.000	150.000	200.000	219.074

SECTION 4
SCALE H 1:1000 C-1201
V 1:200

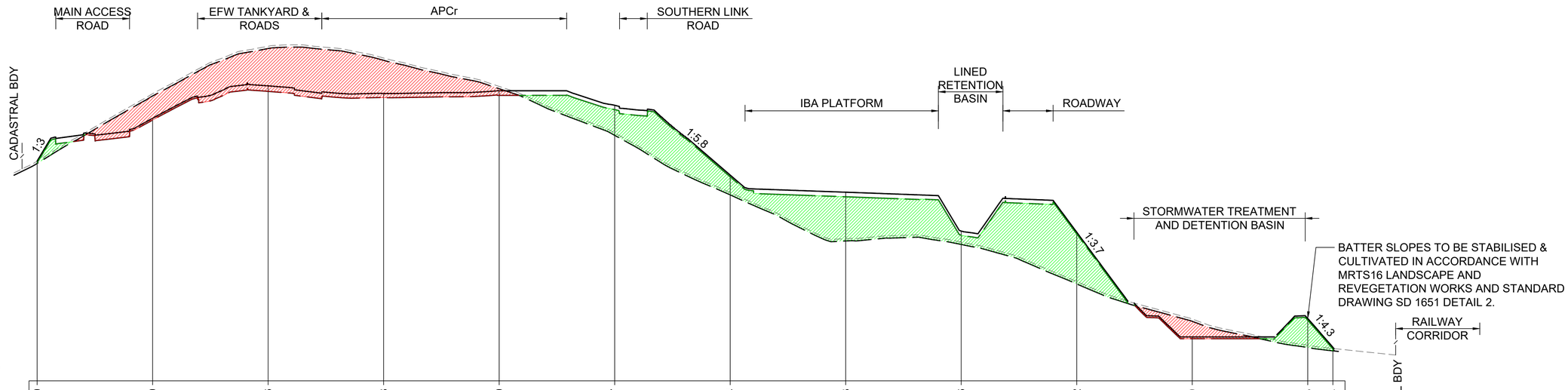

BATTER SLOPES TO BE STABILISED & CULTIVATED IN ACCORDANCE WITH MRTS16 LANDSCAPE AND REVEGETATION WORKS AND STANDARD DRAWING SD 1651 DETAIL 2.

DATUM RL (m) 69.0												
DESIGN LEVELS	88.010	91.720	94.526	93.868	94.100	92.847	86.804	85.323	81.956	81.862	72.800	74.393	71.904
FORMATION LEVELS	87.860	91.570	94.051	93.508	93.700	92.470	86.654	84.923	81.596	81.712	72.650	74.243	71.754
STRIPPED LEVELS	87.810	93.650	97.755	96.735	94.277	90.246	85.095	81.105	80.804	77.388	74.148	71.883	71.594
EXISTING LEVELS	88.010	93.850	97.955	96.935	94.477	90.446	85.295	81.305	81.004	77.588	74.348	72.083	71.794
CHAINAGE	0.000	50.000	100.000	150.000	200.000	250.000	300.000	350.000	400.000	450.000	500.000	550.000	560.861

SECTION 3
SCALE H 1:1000 C-1201
V 1:200

NOT FOR CONSTRUCTION

Scales

10 0 10 20 30 40 50m
1:1000(A1)/1:2000(A3)

2 0 2 4 6 8 10m
1:200(A1)/1:400(A3)

Issue	Date	By	Chkd	Appd

Issue	Date	By	Chkd	Appd

Issue	Date	By	Chkd	Appd
C	16.01.26	PDA	ERA	EGM
	ISSUE FOR APPROVAL			
B	26.09.25	PDA	ERA	EGM
	ISSUED FOR ADEQUACY REVIEW			
A	18.08.25	PDA	ERA	EGM
	DRAFT FEED ISSUE			

Client: CLEANAWAY — Making a sustainable future possible

Engineering Certification (CEng)
Name: .....
Signature: ..... Date: .....

Job Title: BROMELTON ENERGY AND RESOURCES CENTRE

Scale at A1: AS SHOWN

Discipline: CIVIL

ARUP
Arup, Level 5, 151 Clarence St
Sydney, NSW, 2000
Tel +61 (02) 9320 9320 Fax +61 (02) 9320 9321
www.arup.com
CONSULT AUSTRALIA Member Firm
Arup Pty Ltd
ABN 18 000 966 165

Drawing Title: BULK EARTHWORKS SITE SECTIONS SHEET 3

Drawing Status: **FOR APPROVAL**

Job No	Drawing No	Issue
293683-00	BERC- ARU-BNE-CICW-DRG-1243	C

Do not scale

© Arup

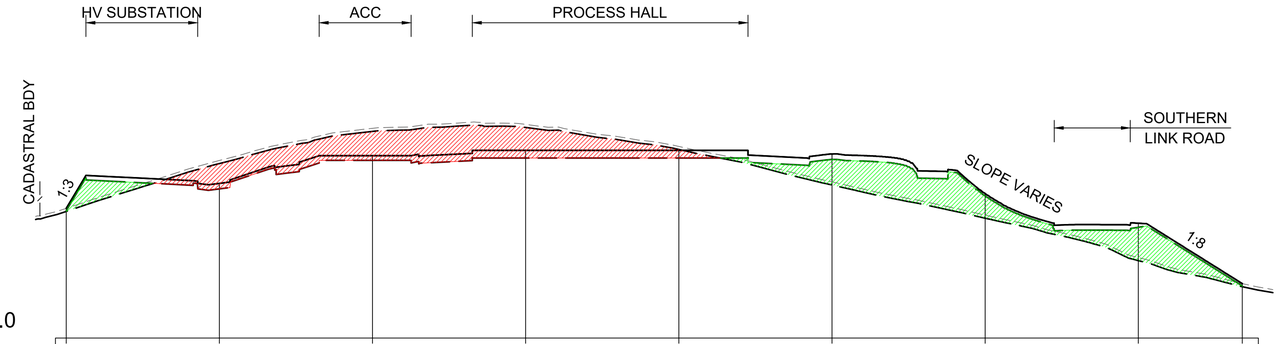

DATUM RL (m) 82.0									
DESIGN LEVELS	90.467	92.094	93.900	94.250	94.250	94.014	91.433	89.495	85.555
FORMATION LEVELS	90.317	91.734	93.600	93.750	93.750	93.654	91.283	89.230	85.405
STRIPPED LEVELS	90.267	93.391	95.490	95.747	94.311	91.996	89.825	87.055	85.354
EXISTING LEVELS	90.467	93.591	95.690	95.947	94.511	92.196	90.025	87.255	85.554
CHAINAGE	0.000	50.000	100.000	150.000	200.000	250.000	300.000	350.000	383.950

SECTION 6 C-1201
SCALE H 1:1000
V 1:200

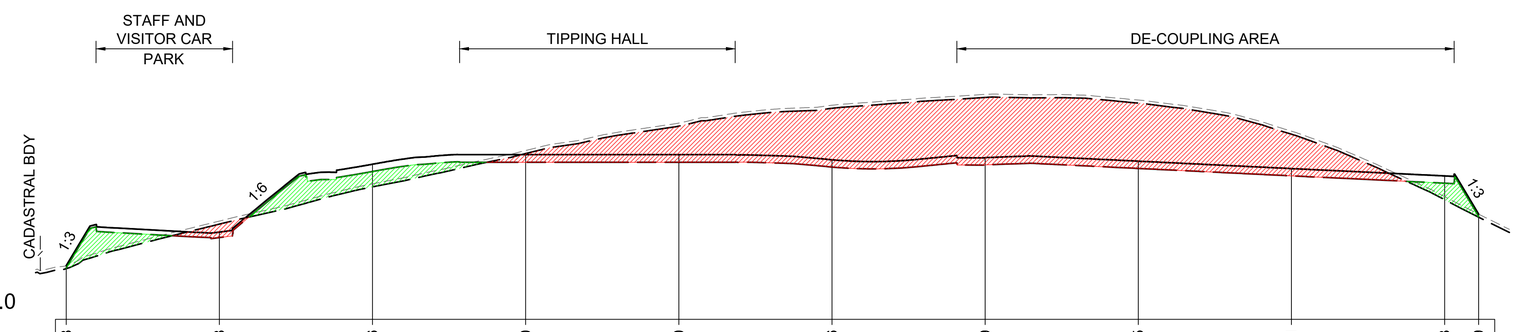

DATUM RL (m) 84.0										
DESIGN LEVELS	87.508	89.698	94.126	94.750	94.750	94.416	94.549	94.325	93.841	93.363	90.869
FORMATION LEVELS	87.358	89.338	93.651	94.250	94.250	93.941	94.074	93.850	93.366	92.888	90.719
STRIPPED LEVELS	87.308	90.216	92.646	94.823	96.615	97.775	98.485	98.117	96.084	91.811	90.669
EXISTING LEVELS	87.508	90.416	92.846	95.023	96.815	97.975	98.685	98.317	96.284	92.011	90.869
CHAINAGE	0.000	50.000	100.000	150.000	200.000	250.000	300.000	350.000	400.000	450.000	461.120

SECTION 5 C-1201
SCALE H 1:1000
V 1:200

NOTE

1. FOR GENERAL NOTES REFER TO DRAWING No. BERC-ARU-BNE-CICW-DRG-1005.
2. FOR LEGEND REFER TO DRAWING No. BERC-ARU-BNE-CICW-DRG-1006.

LEGEND:

CUT

FILL

NOT FOR CONSTRUCTION

Scales

10 0 10 20 30 40 50m
1:1000(A1)/1:2000(A3)

2 0 2 4 6 8 10m
1:200(A1)/1:400(A3)

Issue	Date	By	Chkd	Appd

Issue	Date	By	Chkd	Appd

Issue	Date	By	Chkd	Appd
C	16.01.26	PDA	ERA	EGM
ISSUE FOR APPROVAL				
B	26.09.25	PDA	ERA	EGM
ISSUED FOR ADEQUACY REVIEW				
A	18.08.25	PDA	ERA	EGM
DRAFT FEED ISSUE				

Client
CLEANAWAY
Making a sustainable future possible

Engineering Certification (CEng)
Name: .....
Signature: ..... Date: .....

Job Title
BROMELTON ENERGY AND RESOURCES CENTRE

Scale at A1 AS SHOWN

Discipline CIVIL

ARUP
Arup, Level 5, 151 Clarence St
Sydney, NSW, 2000
Tel +61 (02) 9320 9320 Fax +61 (02) 9320 9321
www.arup.com

CONSULT AUSTRALIA
Member Firm
Arup Pty Ltd
ABN 18 000 966 165

Drawing Title
BULK EARTHWORKS
SITE SECTIONS
SHEET 4

Drawing Status
FOR APPROVAL

Job No	Drawing No	Issue
293683-00	**BERC- ARU-BNE-CICW-DRG-1244**	**C**

Do not scale

© Arup

NOTE

1. FOR GENERAL NOTES REFER TO DRAWING No. BERC-ARU-BNE-CICW-DRG-1005.
2. FOR LEGEND REFER TO DRAWING No. BERC-ARU-BNE-CICW-DRG-1006.

LEGEND:

CUT

FILL

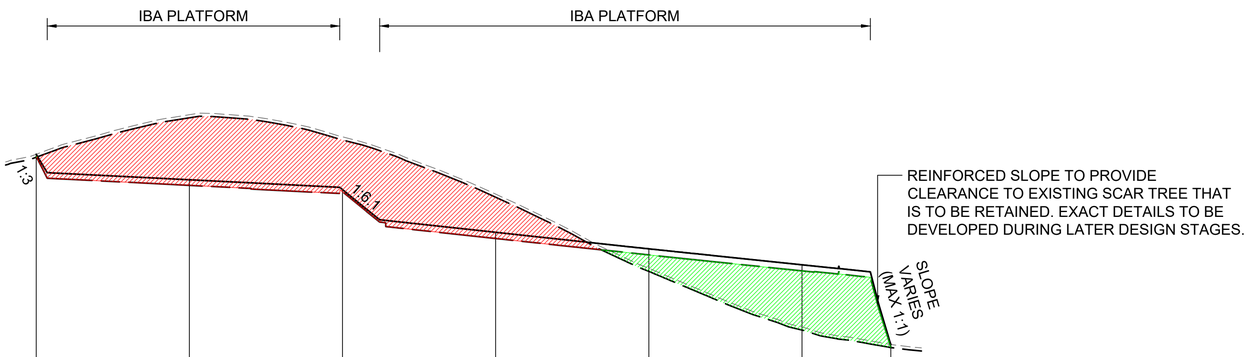

DATUM RL (m) 77.0							
DESIGN LEVELS	92.478	90.808	90.173	87.380	86.303	85.263	80.060
FORMATION LEVELS	92.328	90.448	90.023	86.976	85.905	84.863	79.910
STRIPPED LEVELS	92.278	94.855	93.411	89.673	84.831	80.999	79.860
EXISTING LEVELS	92.478	95.055	93.611	89.873	85.031	81.199	80.060
CHAINAGE	0.000	50.000	100.000	150.000	200.000	250.000	278.998

SECTION 7 C-1201
SCALE H 1:1000 V 1:200

NOT FOR CONSTRUCTION

Scales

Issue	Date	By	Chkd	Appd

Issue	Date	By	Chkd	Appd

Issue	Date	By	Chkd	Appd
B	16.01.26	PDA	ERA	EGM
ISSUE FOR APPROVAL				
A	26.09.25	PDA	ERA	EGM
ISSUED FOR ADEQUACY REVIEW				

Client: CLEANAWAY — Making a sustainable future possible

Engineering Certification (CEng)
Name: .....
Signature: ..... Date: .....

Job Title: BROMELTON ENERGY AND RESOURCES CENTRE

Scale at A1: AS SHOWN

Discipline: CIVIL

ARUP
Arup, Level 5, 151 Clarence St
Sydney, NSW, 2000
Tel +61 (02) 9320 9320 Fax +61 (02) 9320 9321
www.arup.com
CONSULT AUSTRALIA Member Firm
Arup Pty Ltd
ABN 18 000 966 165

Drawing Title: BULK EARTHWORKS SITE SECTIONS SHEET 5

Drawing Status: **FOR APPROVAL**

Job No	Drawing No	Issue
293683-00	**BERC- ARU-BNE-CICW-DRG-1245**	**B**

Do not scale

© Arup

NOTE

1. FOR GENERAL NOTES REFER TO DRAWING No. BERC-ARU-BNE-CICW-DRG-1005.
2. FOR LEGEND REFER TO DRAWING No. BERC-ARU-BNE-CICW-DRG-1006.

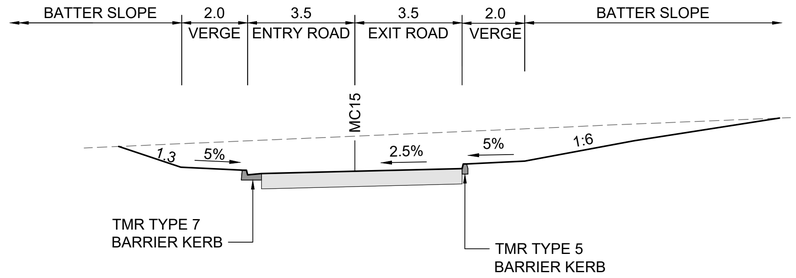

SECTION 2 (1021)
SCALE 1:100

CAR PARK AND IBA ACCESS ROAD

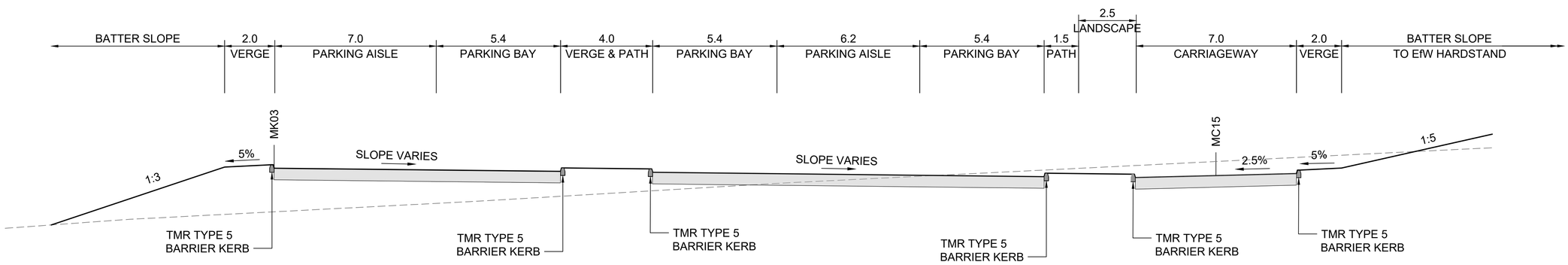

SECTION 1 (1021)
SCALE 1:100

STAFF AND VISITOR CAR PARK

NOT FOR CONSTRUCTION

Scales
1 0 1 2 3 4 5m
1:100(A1)/1:200(A3)

Issue	Date	By	Chkd	Appd

Issue	Date	By	Chkd	Appd

C	16.01.26	PDA	ERA	EGM
	ISSUE FOR APPROVAL			
B	26.09.25	PDA	ERA	EGM
	ISSUED FOR ADEQUACY REVIEW			
A	18.08.25	PDA	ERA	EGM
	DRAFT FEED ISSUE			
Issue	Date	By	Chkd	Appd

Client
CLEANAWAY
Making a sustainable future possible

Engineering Certification (CEng)
Name: .....
Signature: ..... Date: .....

Job Title
BROMELTON ENERGY AND RESOURCES CENTRE

Scale at A1 1:100m

Discipline CIVIL

ARUP
Arup, Level 5, 151 Clarence St
Sydney, NSW, 2000
Tel +61 (02) 9320 9320 Fax +61 (02) 9320 9321
www.arup.com
CONSULT AUSTRALIA
Member Firm
Arup Pty Ltd
ABN 18 000 966 165

Drawing Title
CIVIL WORKS
TYPICAL CROSS SECTIONS
SHEET 1

Drawing Status
FOR APPROVAL

Job No	Drawing No	Issue
293683-00	**BERC- ARU-BNE-CICW-DRG-1341**	**C**

Do not scale

© Arup

NOTE

1. FOR GENERAL NOTES REFER TO DRAWING No. BERC-ARU-BNE-CICW-DRG-1005.
2. FOR LEGEND REFER TO DRAWING No. BERC-ARU-BNE-CICW-DRG-1006.

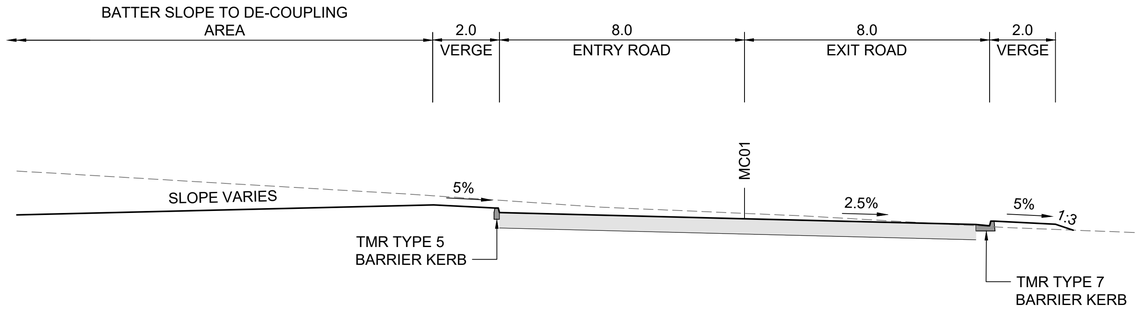

SECTION 4 / 1021
SCALE 1:100

MAIN ENTRANCE ROAD

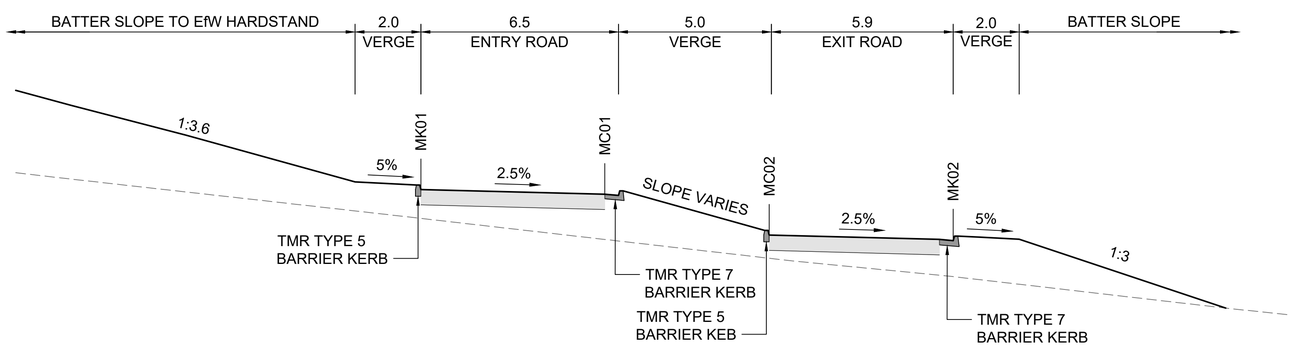

SECTION 3 / 1021
SCALE 1:100

MAIN ENTRANCE ROAD

NOT FOR CONSTRUCTION

Scales
1 0 1 2 3 4 5m
1:100(A1)/1:200(A3)

Issue	Date	By	Chkd	Appd

Issue	Date	By	Chkd	Appd

Issue	Date	By	Chkd	Appd
C	16.01.26	PDA	ERA	EGM
	ISSUE FOR APPROVAL			
B	26.09.25	PDA	ERA	EGM
	ISSUED FOR ADEQUACY REVIEW			
A	18.08.25	PDA	ERA	EGM
	DRAFT FEED ISSUE			

Client
CLEANAWAY
Making a sustainable future possible

Engineering Certification (CEng)
Name: .....
Signature: ..... Date: .....

Job Title
BROMELTON ENERGY AND RESOURCES CENTRE

Scale at A1 1:100m

Discipline CIVIL

ARUP
Arup, Level 5, 151 Clarence St
Sydney, NSW, 2000
Tel +61 (02) 9320 9320 Fax +61 (02) 9320 9321
www.arup.com
CONSULT AUSTRALIA
Member Firm
Arup Pty Ltd
ABN 18 000 966 165

Drawing Title
CIVIL WORKS
TYPICAL CROSS SECTIONS
SHEET 2

Drawing Status
FOR APPROVAL

Job No	Drawing No	Issue
293683-00	**BERC- ARU-BNE-CICW-DRG-1342**	**C**

Do not scale

© Arup

NOTE

1. FOR GENERAL NOTES REFER TO DRAWING No. BERC-ARU-BNE-CICW-DRG-1005.
2. FOR LEGEND REFER TO DRAWING No. BERC-ARU-BNE-CICW-DRG-1006.

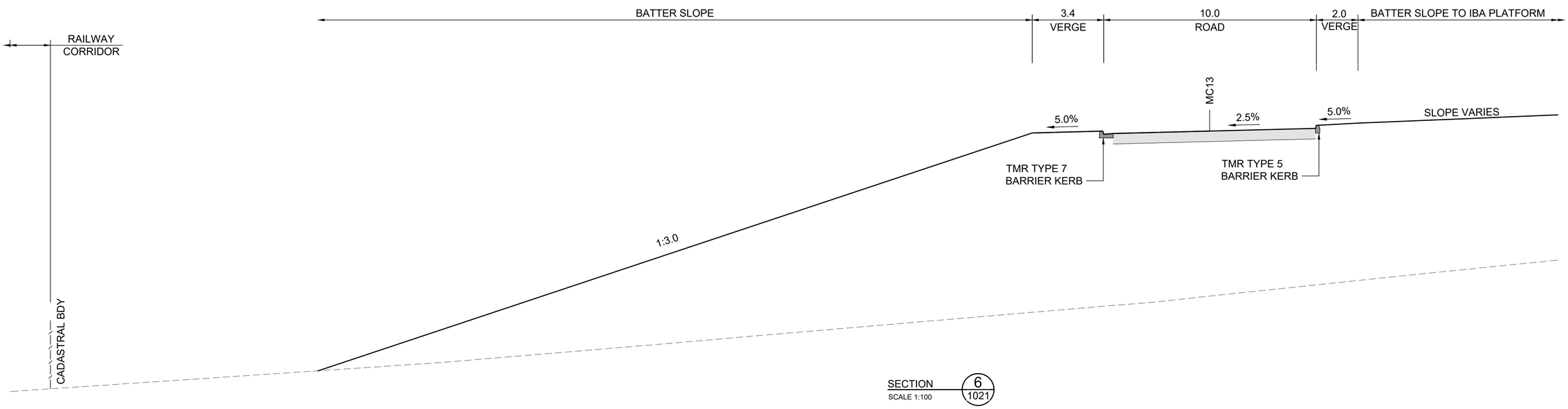

SECTION 6 (1021)
SCALE 1:100

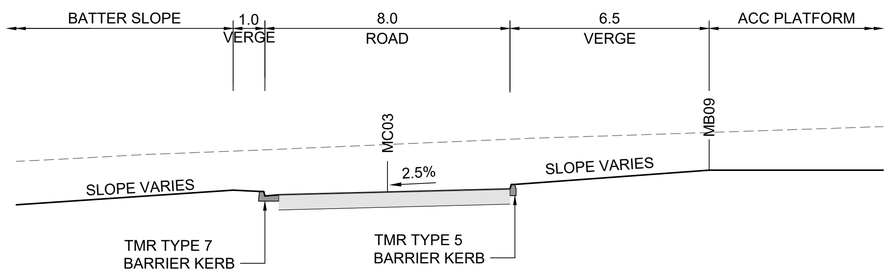

SECTION 5 (1021)
SCALE 1:100

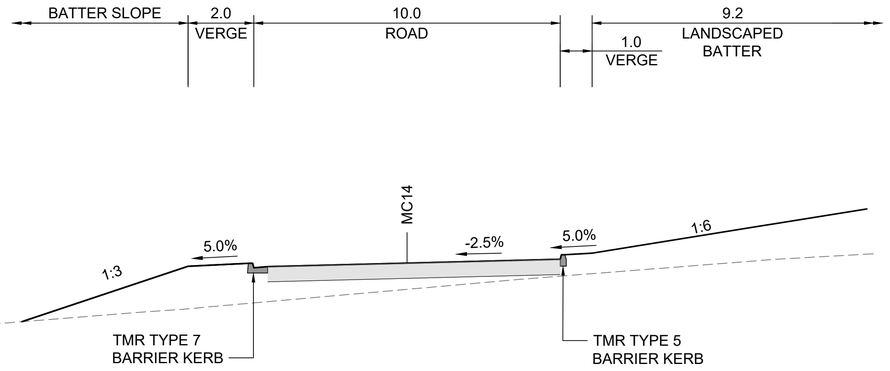

SECTION 7 (1021)
SCALE 1:100

NOT FOR CONSTRUCTION

Scales
1 0 1 2 3 4 5m
1:100(A1)/1:200(A3)

Issue	Date	By	Chkd	Appd

Issue	Date	By	Chkd	Appd

Issue	Date	By	Chkd	Appd
C	16.01.26	PDA	ERA	EGM
	ISSUE FOR APPROVAL			
B	26.09.25	PDA	ERA	EGM
	ISSUED FOR ADEQUACY REVIEW			
A	18.08.25	PDA	ERA	EGM
	DRAFT FEED ISSUE			

Client
CLEANAWAY
Making a sustainable future possible

Engineering Certification (CEng)
Name: .....
Signature: ..... Date: .....

Job Title
BROMELTON ENERGY AND RESOURCES CENTRE

Scale at A1 1:100m

Discipline CIVIL

ARUP
Arup, Level 5, 151 Clarence St
Sydney, NSW, 2000
Tel +61 (02) 9320 9320 Fax +61 (02) 9320 9321
www.arup.com
CONSULT AUSTRALIA
Member Firm
Arup Pty Ltd
ABN 18 000 966 165

Drawing Title
CIVIL WORKS
TYPICAL CROSS SECTIONS
SHEET 3

Drawing Status
FOR APPROVAL

Job No	Drawing No	Issue
293683-00	**BERC- ARU-BNE-CICW-DRG-1343**	**C**

Do not scale

© Arup

A1

NOTE

1. FOR GENERAL NOTES REFER TO DRAWING No. BERC-ARU-BNE-CICW-DRG-1005.
2. FOR LEGEND REFER TO DRAWING No. BERC-ARU-BNE-CICW-DRG-1006.

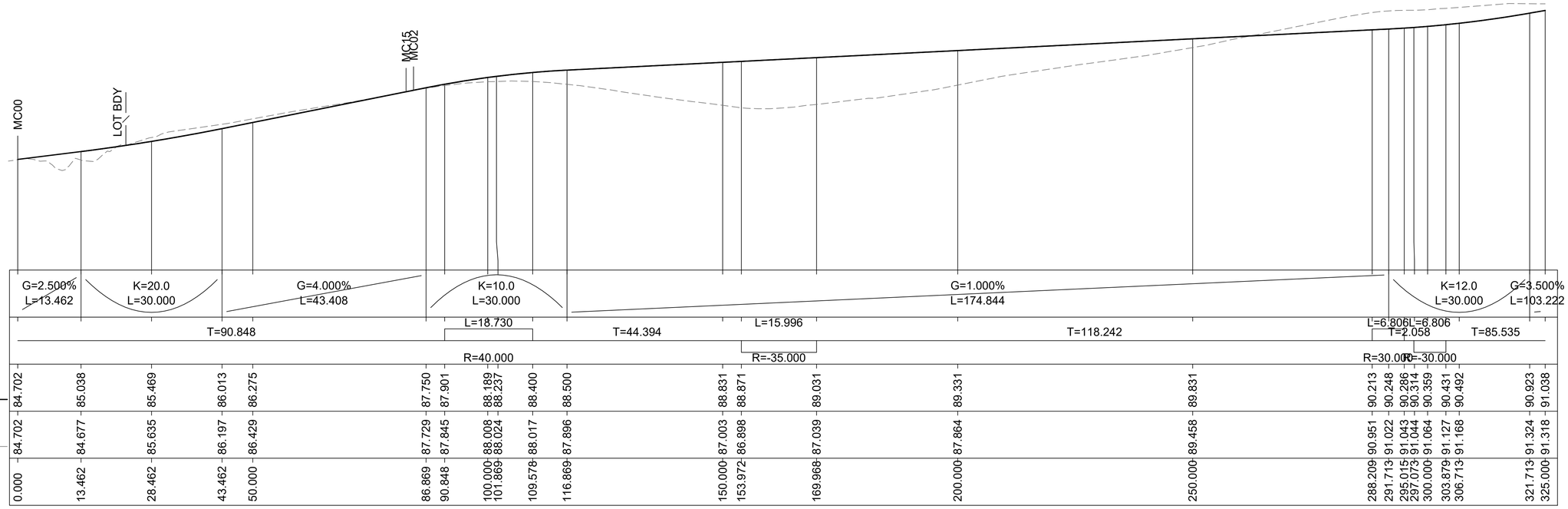

| | | |

NOTE

1. FOR GENERAL NOTES REFER TO DRAWING No. BERC-ARU-BNE-CICW-DRG-1005.
2. FOR LEGEND REFER TO DRAWING No. BERC-ARU-BNE-CICW-DRG-1006.

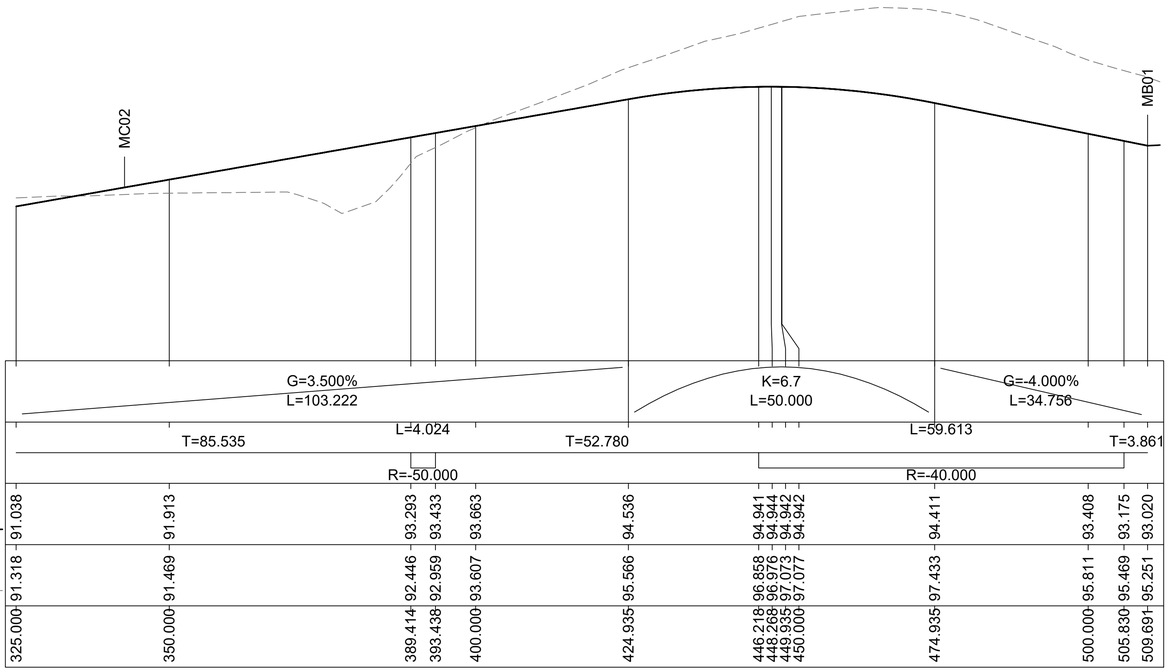

LONGITUDINAL SECTION OF MC01 CONTROL LINE

H 1:500

V 1:100

NOT FOR CONSTRUCTION

Scales

5 0 10 20m

1:500(A1)/1:1000(A3)

1 0 1 2 3 4 5m

1:100(A1)/1:200(A3)

Issue	Date	By	Chkd	Appd

Issue	Date	By	Chkd	Appd

Issue	Date	By	Chkd	Appd
C	16.01.26	PDA	ERA	EGM
	ISSUE FOR APPROVAL			
B	26.09.25	PDA	ERA	EGM
	ISSUED FOR ADEQUACY REVIEW			
A	18.08.25	PDA	ERA	EGM
	DRAFT FEED ISSUE			

Client: CLEANAWAY — Making a sustainable future possible

Engineering Certification (CEng)

Name: .....

Signature: ..... Date: .....

Job Title: BROMELTON ENERGY AND RESOURCES CENTRE

Scale at A1: AS SHOWN

Discipline: CIVIL

ARUP

Arup, Level 5, 151 Clarence St
Sydney, NSW, 2000
Tel +61 (02) 9320 9320 Fax +61 (02) 9321 9321
www.arup.com

CONSULT AUSTRALIA
Member Firm
Arup Pty Ltd
ABN 18 000 966 165

Drawing Title: CIVIL WORKS
MC01 LONGITUDINAL SECTIONS
SHEET 2

Drawing Status: **FOR APPROVAL**

Job No	Drawing No	Issue
293683-00	**BERC- ARU-BNE-CICW-DRG-1352**	**C**

Do not scale

© Arup

A1

NOTE

1. FOR GENERAL NOTES REFER TO DRAWING No. BERC-ARU-BNE-CICW-DRG-1005.
2. FOR LEGEND REFER TO DRAWING No. BERC-ARU-BNE-CICW-DRG-1006.

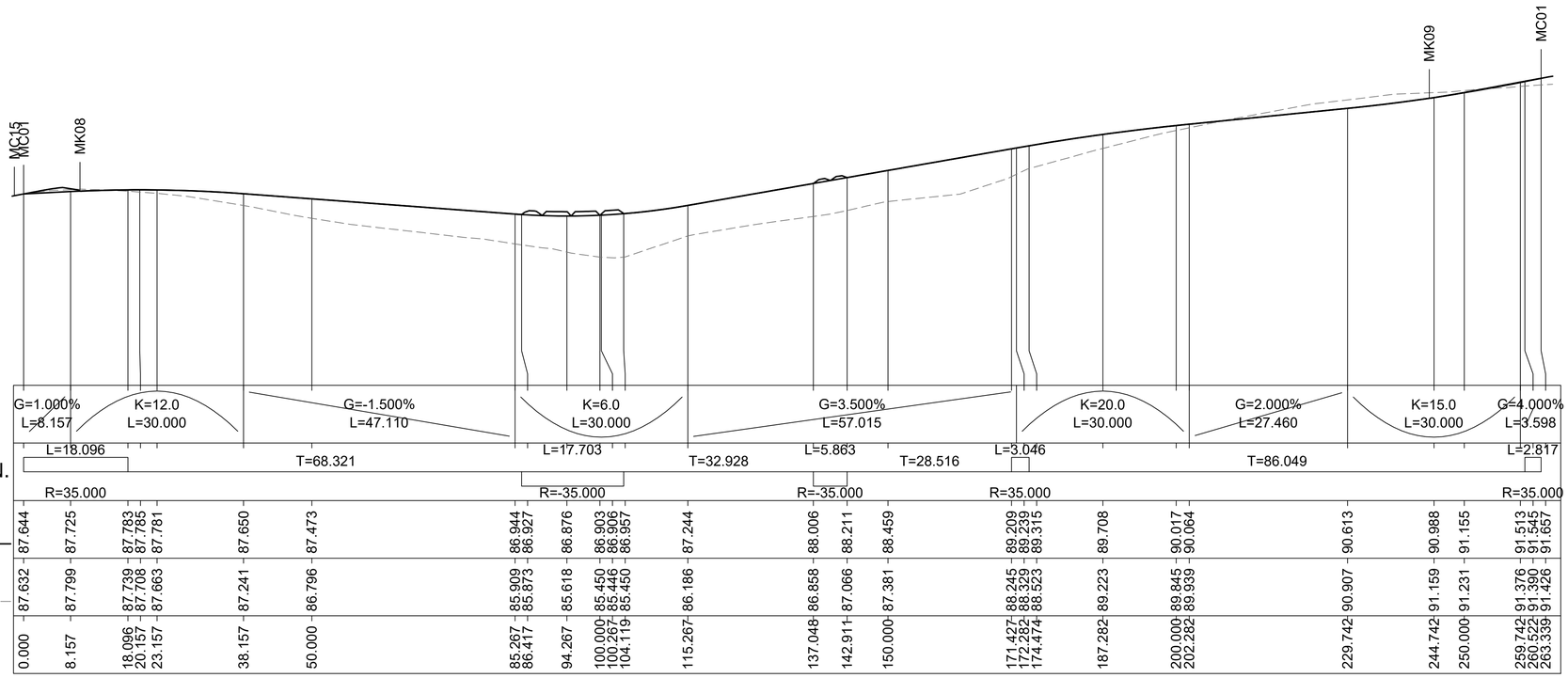

| | | |

NOTE

1. FOR GENERAL NOTES REFER TO DRAWING No. BERC-ARU-BNE-CICW-DRG-1005.
2. FOR LEGEND REFER TO DRAWING No. BERC-ARU-BNE-CICW-DRG-1006.

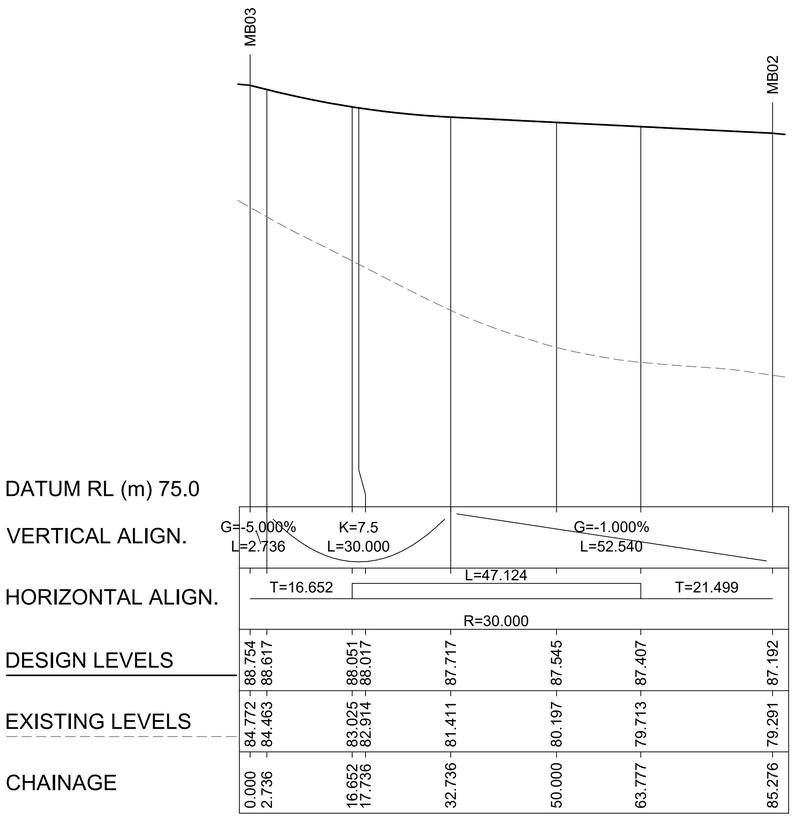

LONGITUDINAL SECTION OF MC13 CONTROL LINE

H 1:500

V 1:100

NOT FOR CONSTRUCTION

Scales

5 0 10 20m

1:500(A1)/1:1000(A3)

1 0 1 2 3 4 5m

1:100(A1)/1:200(A3)

Issue	Date	By	Chkd	Appd

Issue	Date	By	Chkd	Appd

Issue	Date	By	Chkd	Appd
C	16.01.26	PDA	ERA	EGM
	ISSUE FOR APPROVAL			
B	26.09.25	PDA	ERA	EGM
	ISSUED FOR ADEQUACY REVIEW			
A	18.08.25	PDA	ERA	EGM
	DRAFT FEED ISSUE			

Client

CLEANAWAY
Making a sustainable future possible

Engineering Certification (CEng)

Name: .....

Signature: ..... Date: .....

Job Title

BROMELTON ENERGY AND RESOURCES CENTRE

Scale at A1 AS SHOWN

Discipline CIVIL

ARUP

Arup, Level 5, 151 Clarence St
Sydney, NSW, 2000
Tel +61 (02) 9320 9320 Fax +61 (02) 9320 9321
www.arup.com

CONSULT AUSTRALIA
Member Firm
Arup Pty Ltd
ABN 18 000 966 165

Drawing Title

CIVIL WORKS
MC13 LONGITUDINAL SECTIONS

Drawing Status

FOR APPROVAL

Job No	Drawing No	Issue
293683-00	**BERC- ARU-BNE-CICW-DRG-1354**	**C**

Do not scale

© Arup

A1

NOTE

1. FOR GENERAL NOTES REFER TO DRAWING No. BERC-ARU-BNE-CICW-DRG-1005.
2. FOR LEGEND REFER TO DRAWING No. BERC-ARU-BNE-CICW-DRG-1006.

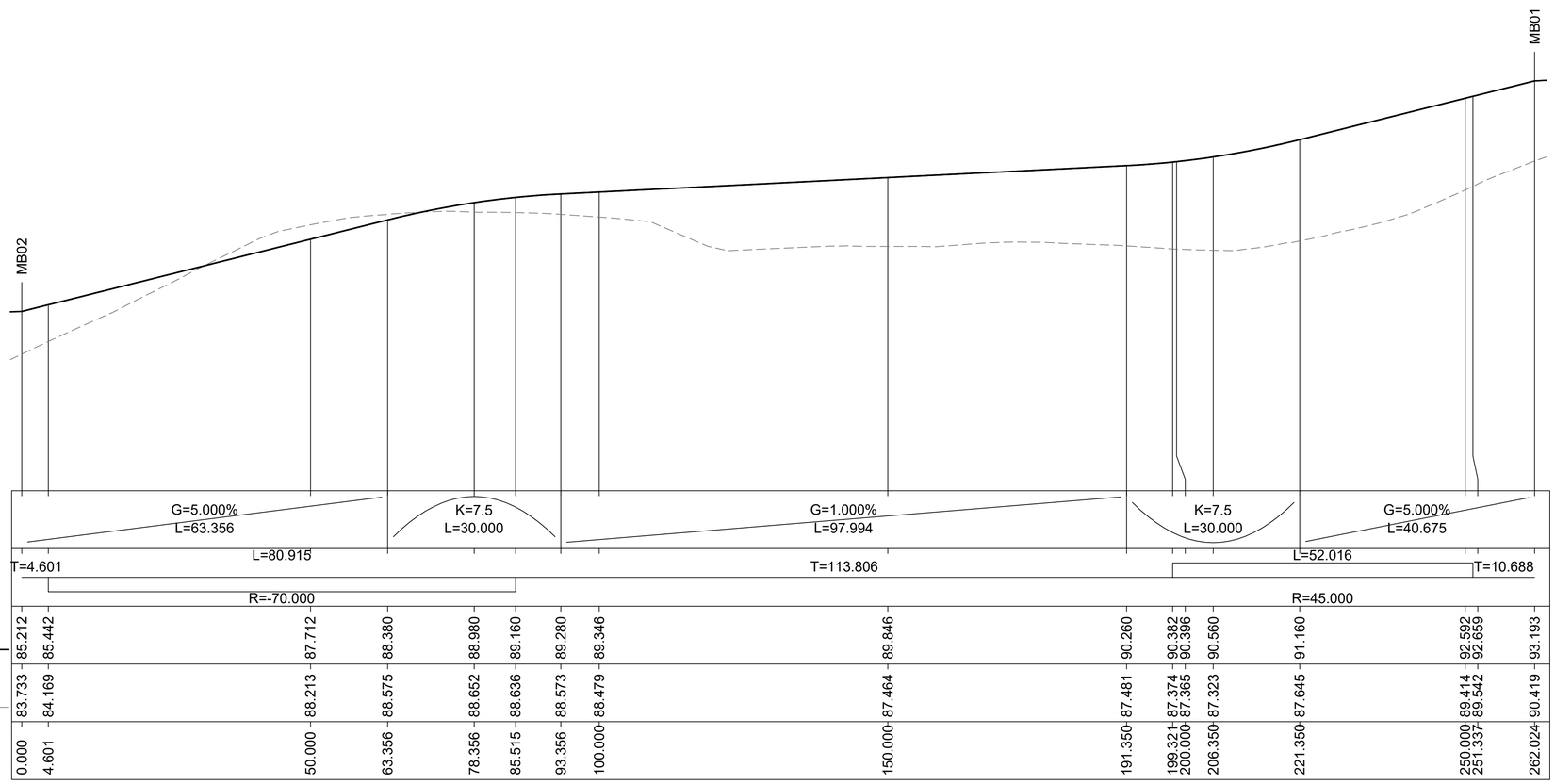

LONGITUDINAL SECTION OF MC14 CONTROL LINE

H 1:500

V 1:100

NOT FOR CONSTRUCTION

Scales

5 0 10 20m

1:500(A1)/1:1000(A3)

1 0 1 2 3 4 5m

1:100(A1)/1:200(A3)

Issue	Date	By	Chkd	Appd

Issue	Date	By	Chkd	Appd

Issue	Date	By	Chkd	Appd
C	16.01.26	PDA	ERA	EGM
	ISSUE FOR APPROVAL			
B	26.09.25	PDA	ERA	EGM
	ISSUED FOR ADEQUACY REVIEW			
A	18.08.25	PDA	ERA	EGM
	DRAFT FEED ISSUE			

Client

CLEANAWAY
Making a sustainable future possible

Engineering Certification (CEng)

Name: .....

Signature: ..... Date: .....

Job Title

BROMELTON ENERGY AND RESOURCES CENTRE

Scale at A1 AS SHOWN

Discipline CIVIL

ARUP

Arup, Level 5, 151 Clarence St
Sydney, NSW, 2000
Tel +61 (02) 9320 9320 Fax +61 (02) 9320 9321
www.arup.com

CONSULT AUSTRALIA
Member Firm
Arup Pty Ltd
ABN 18 000 966 165

Drawing Title

CIVIL WORKS
MC14 LONGITUDINAL SECTIONS

Drawing Status

FOR APPROVAL

Job No	Drawing No	Issue
293683-00	**BERC- ARU-BNE-CICW-DRG-1355**	**C**

Do not scale

© Arup

A1

NOTE

1. FOR GENERAL NOTES REFER TO DRAWING No. BERC-ARU-BNE-CICW-DRG-1005.
2. FOR LEGEND REFER TO DRAWING No. BERC-ARU-BNE-CICW-DRG-1006.

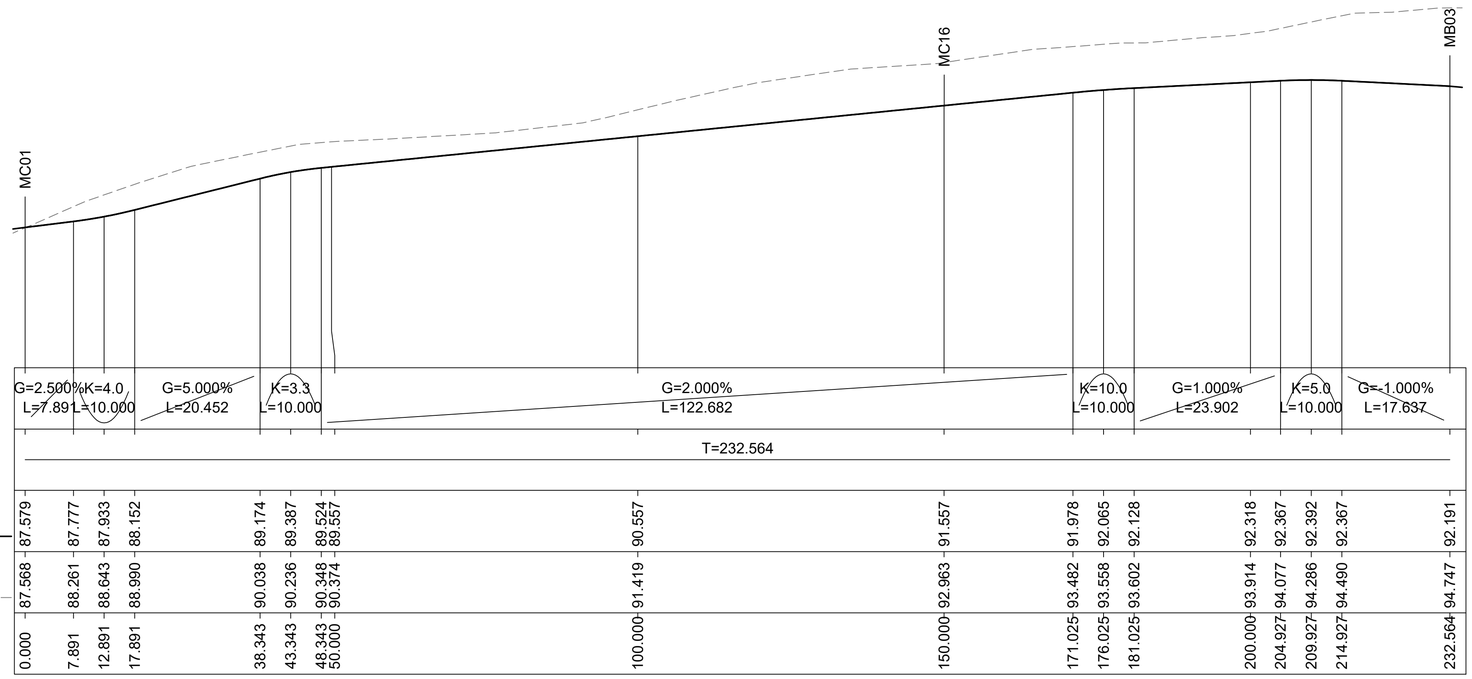

LONGITUDINAL SECTION OF MC15 CONTROL LINE

H 1:500

V 1:100

NOT FOR CONSTRUCTION

Scales

5 0 10 20m

1:500(A1)/1:1000(A3)

1 0 1 2 3 4 5m

1:100(A1)/1:200(A3)

Issue	Date	By	Chkd	Appd

Issue	Date	By	Chkd	Appd

C	16.01.26	PDA	ERA	EGM
ISSUE FOR APPROVAL				
B	26.09.25	PDA	ERA	EGM
ISSUED FOR ADEQUACY REVIEW				
A	18.08.25	PDA	ERA	EGM
DRAFT FEED ISSUE				
Issue	Date	By	Chkd	Appd

Client

CLEANAWAY
Making a sustainable future possible

Engineering Certification (CEng)

Name: .....

Signature: ..... Date: .....

Job Title

BROMELTON ENERGY AND RESOURCES CENTRE

Scale at A1 AS SHOWN

Discipline CIVIL

ARUP

Arup, Level 5, 151 Clarence St
Sydney, NSW, 2000
Tel +61 (02) 9320 9320 Fax +61 (02) 9320 9321
www.arup.com

CONSULT AUSTRALIA
Member Firm
Arup Pty Ltd
ABN 18 000 966 165

Drawing Title

CIVIL WORKS
MC15 LONGITUDINAL SECTIONS

Drawing Status

FOR APPROVAL

Job No	Drawing No	Issue
293683-00	**BERC- ARU-BNE-CICW-DRG-1356**	**C**

Do not scale

© Arup

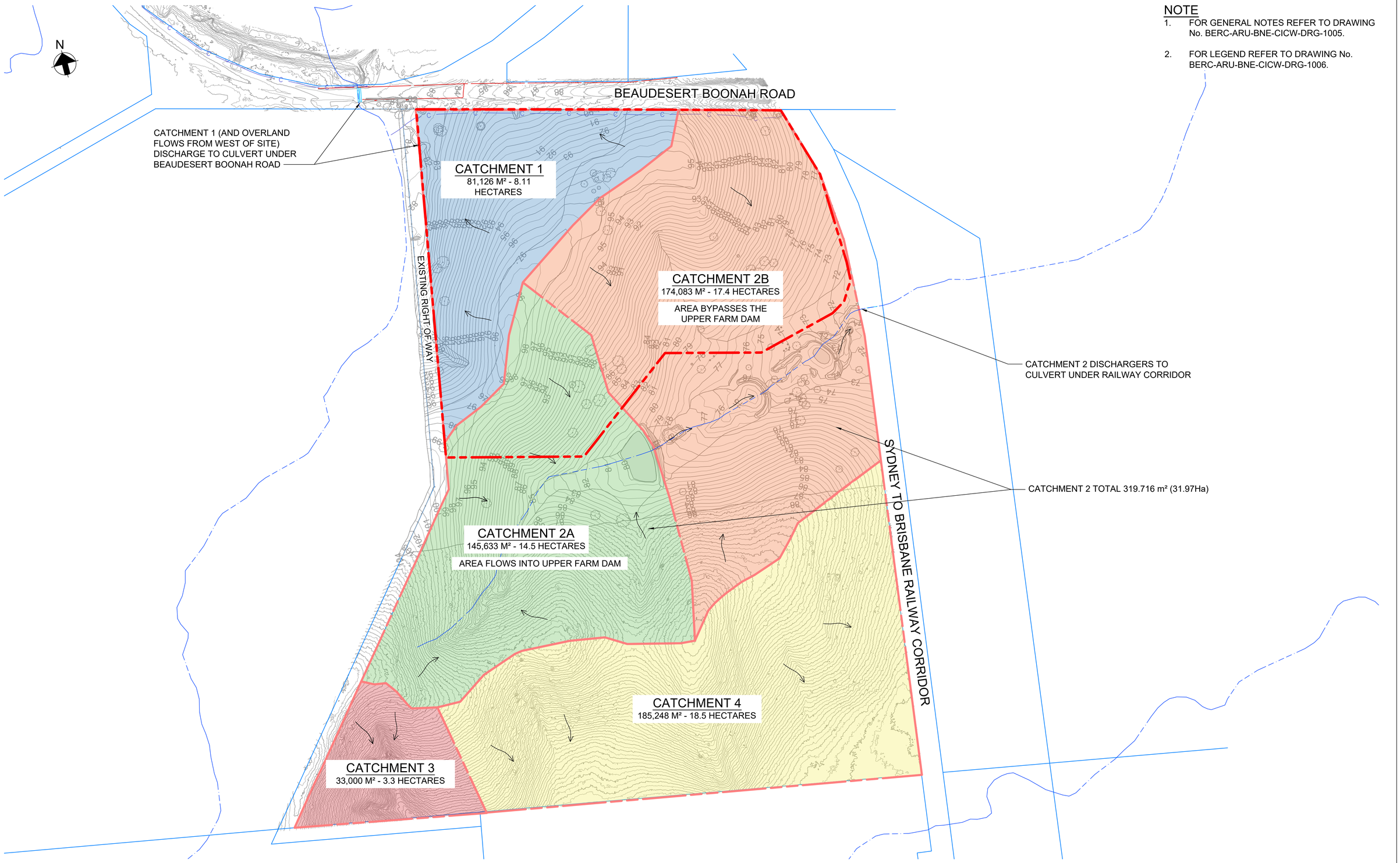

NOTE

1. FOR GENERAL NOTES REFER TO DRAWING No. BERC-ARU-BNE-CICW-DRG-1005.
2. FOR LEGEND REFER TO DRAWING No. BERC-ARU-BNE-CICW-DRG-1006.

NOT FOR CONSTRUCTION

Scales

25 0 50 100m

1:2500(A1)/1:5000(A3)

Issue	Date	By	Chkd	Appd

Issue	Date	By	Chkd	Appd

Issue	Date	By	Chkd	Appd
C	16.01.26	PDA	ERA	EGM
	ISSUE FOR APPROVAL			
B	26.09.25	PDA	ERA	EGM
	ISSUED FOR ADEQUACY REVIEW			
A	18.08.25	PDA	ERA	EGM
	DRAFT FEED ISSUE			

Client

CLEANAWAY
Making a sustainable future possible

Engineering Certification (CEng)

Name: .....

Signature: ..... Date: .....

Job Title

BROMELTON ENERGY AND RESOURCES CENTRE

Scale at A1 1:2500m

Discipline CIVIL

ARUP

Arup, Level 5, 151 Clarence St
Sydney, NSW, 2000
Tel +61 (02) 9320 9320 Fax +61 (02) 9320 9321
www.arup.com

CONSULT AUSTRALIA
Member Firm
Arup Pty Ltd
ABN 18 000 966 165

Drawing Title

STORMWATER
PRE - DEVELOPMENT CATCHMENT - PLAN

Drawing Status

FOR APPROVAL

Job No	Drawing No	Issue
293683-00	**BERC- ARU-BNE-CICW-DRG-1601**	**C**

Do not scale

© Arup

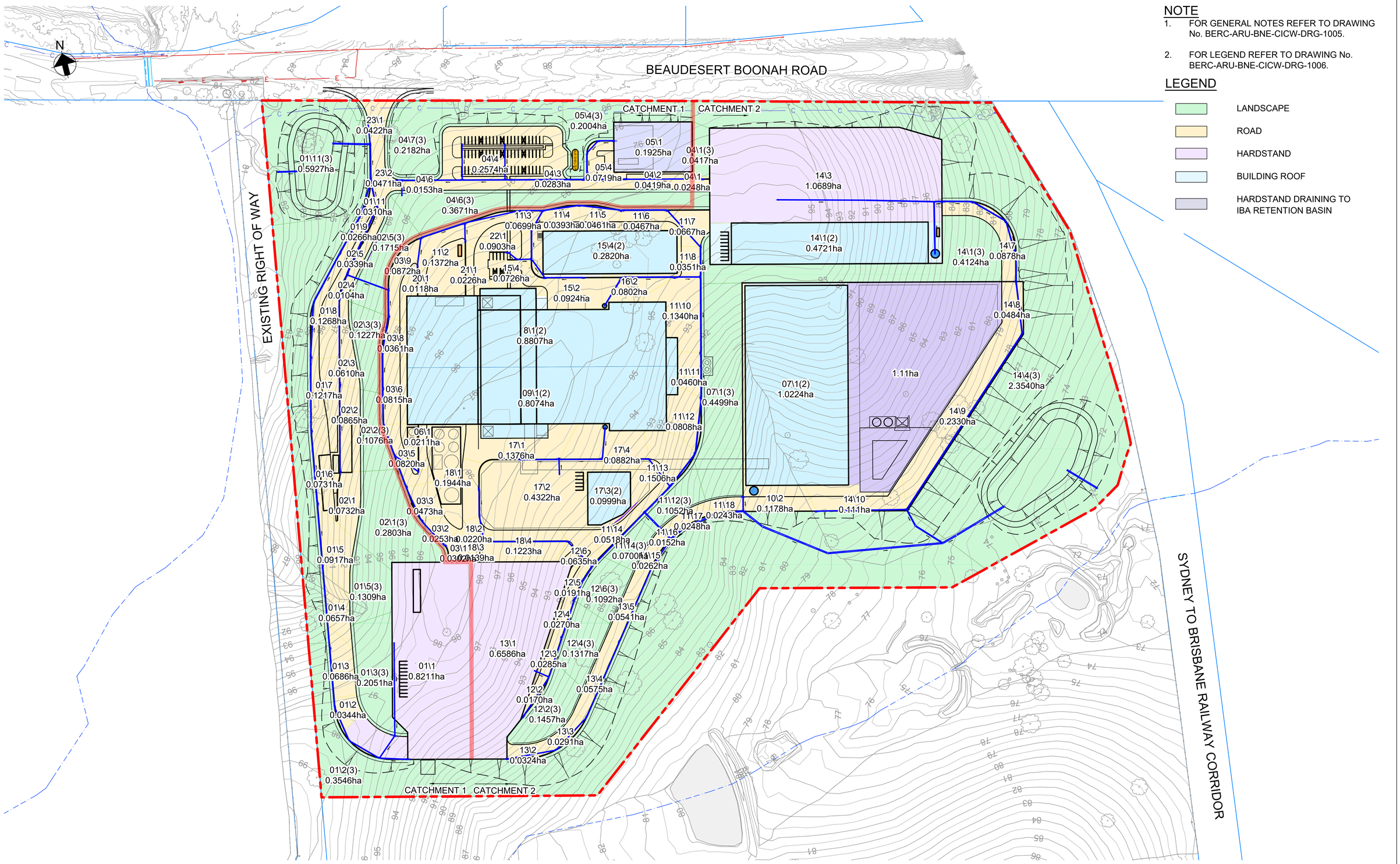

NOTE

1. FOR GENERAL NOTES REFER TO DRAWING No. BERC-ARU-BNE-CICW-DRG-1005.
2. FOR LEGEND REFER TO DRAWING No. BERC-ARU-BNE-CICW-DRG-1006.

LEGEND

- LANDSCAPE
- ROAD
- HARDSTAND
- BUILDING ROOF
- HARDSTAND DRAINING TO IBA RETENTION BASIN

NOT FOR CONSTRUCTION

Scales

10 0 10 20 30 40 50m

1:1250(A1)/1:2500(A3)

Issue	Date	By	Chkd	Appd
D	27.07.26	PDA	ERA	EGM
	ISSUE FOR APPROVAL			
C	16.01.26	PDA	ERA	EGM
	ISSUE FOR APPROVAL			
B	26.09.25	PDA	ERA	EGM
	ISSUED FOR ADEQUACY REVIEW			
A	18.08.25	PDA	ERA	EGM
	DRAFT FEED ISSUE			

Client: CLEANAWAY — Making a sustainable future possible

Engineering Certification (CEng)

Name: .....

Signature: ..... Date: .....

Job Title: BROMELTON ENERGY AND RESOURCES CENTRE

Scale at A1: 1:1250mm

Discipline: CIVIL

ARUP

Arup, Level 5, 151 Clarence St
Sydney, NSW, 2000
Tel +61 (02) 9320 9320 Fax +61 (02) 9320 9321
www.arup.com

CONSULT AUSTRALIA Member Firm
Arup Pty Ltd
ABN 18 000 966 165

Drawing Title: STORMWATER PROPOSED CATCHMENT - PLAN

Drawing Status: **FOR APPROVAL**

Job No	Drawing No	Issue
293683-00	BERC- ARU-BNE-CICW-DRG-1605	D

Do not scale

© Arup

NOTE

1. FOR GENERAL NOTES REFER TO DRAWING No. BERC-ARU-BNE-CICW-DRG-1005.
2. FOR LEGEND REFER TO DRAWING No. BERC-ARU-BNE-CICW-DRG-1006.
3. THE STORMWATER DESIGNS PRESENTED ARE AT CONCEPT LEVEL AND WILL BE DEVELOPED AS PART OF FUTURE DESIGN STAGES.

N

EXISTING RIGHT OF WAY

EXISTING RIGHT OF WAY

DRIVEWAY FOR CONNECTION TO SOUTHERN PORTION OF SITE

TRUCK SHED

DE-COUPLING AREA

BERC-ARU-BRI-CICW- DRG-1612

BERC-ARU-BRI-CICW- DRG-1613

KEY PLAN
N.T.S

NOT FOR CONSTRUCTION

Scales
5 0 10 20m
1:500(A1)/1:1000(A3)

Issue	Date	By	Chkd	Appd

Issue	Date	By	Chkd	Appd

C	16.01.26	PDA	ERA	EGM
ISSUE FOR APPROVAL				
B	26.09.25	PDA	ERA	EGM
ISSUED FOR ADEQUACY REVIEW				
A	18.08.25	PDA	ERA	EGM
DRAFT FEED ISSUE				

Client
CLEANAWAY
Making a sustainable future possible

Engineering Certification (CEng)
Name:
Signature: Date:

Job Title
BROMELTON ENERGY AND RESOURCES CENTRE

Scale at A1 1:500m

Discipline
CIVIL

ARUP
Arup, Level 5, 151 Clarence St
Sydney, NSW, 2000
Tel +61 (02) 9320 9320 Fax +61 (02) 9320 9321
www.arup.com
CONSULT AUSTRALIA
Member Firm
Arup Pty Ltd
ABN 18 000 966 165

Drawing Title
STORMWATER PLAN SHEET 1

Drawing Status
FOR APPROVAL

Job No	Drawing No	Issue
293683-00	**BERC- ARU-BNE-CICW-DRG-1611**	**C**

Do not scale

© Arup

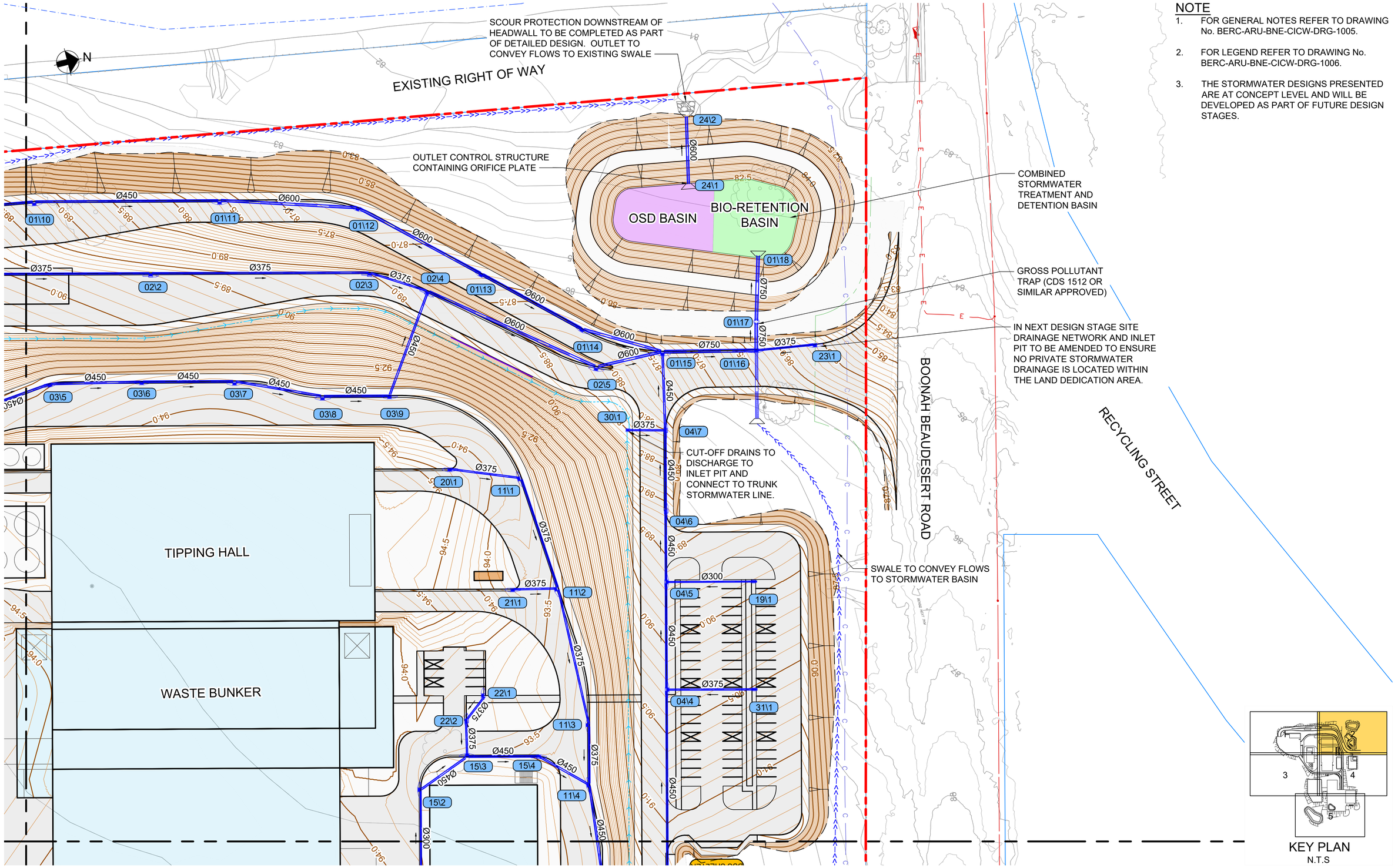

NOTE

1. FOR GENERAL NOTES REFER TO DRAWING No. BERC-ARU-BNE-CICW-DRG-1005.
2. FOR LEGEND REFER TO DRAWING No. BERC-ARU-BNE-CICW-DRG-1006.
3. THE STORMWATER DESIGNS PRESENTED ARE AT CONCEPT LEVEL AND WILL BE DEVELOPED AS PART OF FUTURE DESIGN STAGES.

KEY PLAN
N.T.S

NOT FOR CONSTRUCTION

Scales
5 0 10 20m
1:500(A1)/1:1000(A3)

Issue	Date	By	Chkd	Appd

Issue	Date	By	Chkd	Appd
E	27.07.26	PDA	ERA	EGM
	ISSUE FOR APPROVAL			
D	14.05.26	PDA	ERA	EGM
	ISSUE FOR APPROVAL			

Issue	Date	By	Chkd	Appd
C	16.01.26	PDA	ERA	EGM
	ISSUE FOR APPROVAL			
B	26.09.25	PDA	ERA	EGM
	ISSUED FOR ADEQUACY REVIEW			
A	18.08.25	PDA	ERA	EGM
	DRAFT FEED ISSUE			

Client
CLEANAWAY
Making a sustainable future possible

Engineering Certification (CEng)
Name: .....
Signature: ..... Date: .....

Job Title
BROMELTON ENERGY AND RESOURCES CENTRE

Scale at A1 1:500m

Discipline
CIVIL

ARUP
Arup, Level 5, 151 Clarence St
Sydney, NSW, 2000
Tel +61 (02) 9320 9320 Fax +61 (02) 9320 9321
www.arup.com
CONSULT AUSTRALIA
Member Firm
Arup Pty Ltd
ABN 18 000 966 165

Drawing Title
STORMWATER PLAN SHEET 2

Drawing Status
FOR APPROVAL

Job No	Drawing No	Issue
293683-00	**BERC- ARU-BNE-CICW-DRG-1612**	**E**

Do not scale

© Arup

A1

ADJOIN DRG No. BERC-ARU-BRI-CICW-DRG-1611

N

NOTE

1. FOR GENERAL NOTES REFER TO DRAWING No. BERC-ARU-BNE-CICW-DRG-1005.
2. FOR LEGEND REFER TO DRAWING No. BERC-ARU-BNE-CICW-DRG-1006.
3. THE STORMWATER DESIGNS PRESENTED ARE AT CONCEPT LEVEL AND WILL BE DEVELOPED AS PART OF FUTURE DESIGN STAGES.

EXISTING FARM DAM

APCR ROOF DRAINAGE TO CONNECT TO PIT 17/3.
APCR

CUT-OFF DRAINS TO DISCHARGE INTO PIT 07/1

MIN 100kL RAINWATER HARVESTING TANK WITH OVERFLOW DISCHARGING TO PIT 07/1

LINED IBA RETENTION BASIN

ADJOIN DRG No. BERC-ARU-BRI-CICW-DRG-1614

ADJOIN DRG No. BERC-ARU-BRI-CICW-DRG-1615

KEY PLAN
N.T.S

NOT FOR CONSTRUCTION

Scales
5 0 10 20m
1:500(A1)/1:1000(A3)

Issue	Date	By	Chkd	Appd

Issue	Date	By	Chkd	Appd

Issue	Date	By	Chkd	Appd
C	16.01.26	PDA	ERA	EGM
	ISSUE FOR APPROVAL			
B	26.09.25	PDA	ERA	EGM
	ISSUED FOR ADEQUACY REVIEW			
A	18.08.25	PDA	ERA	EGM
	DRAFT FEED ISSUE			

Client
CLEANAWAY
Making a sustainable future possible

Engineering Certification (CEng)
Name: .....
Signature: ..... Date: .....

Job Title
BROMELTON ENERGY AND RESOURCES CENTRE

Scale at A1 1:500m

Discipline CIVIL

ARUP
Arup, Level 5, 151 Clarence St
Sydney, NSW, 2000
Tel +61 (02) 9320 9320 Fax +61 (02) 9320 9321
www.arup.com
CONSULT AUSTRALIA
Member Firm
Arup Pty Ltd
ABN 18 000 966 165

Drawing Title
STORMWATER PLAN SHEET 3

Drawing Status
FOR APPROVAL

Job No	Drawing No	Issue
293683-00	**BERC- ARU-BNE-CICW-DRG-1613**	**C**

Do not scale

© Arup

ADJOIN DRG No. BERC-ARU-BRI-CICW-DRG-1612

ADJOIN DRG No. BERC-ARU-BRI-CICW-DRG-1613

ADJOIN DRG No. BERC-ARU-BRI-CICW-DRG-1615

BOILER HALL

PROCESS HALL

ACC

HV SUBSTATION

STACK

IBA SORTING BUILDING

IBA SORTING BUILDING

BUS SHELTER

MIN 100 kL RAINWATER HARVESTING TANK WITH OVERFLOW DISCHARGING TO STORMWATER NETWORK

CUT-OFF DRAIN

OIL & WATER SEPARATOR TO BE PROVIDED UPSTREAM OF PIT 05/1.

DETAILED DESIGN OF HV SUBSTATION FORMS PART OF LATER DESIGN STAGES.

NOTE

1. FOR GENERAL NOTES REFER TO DRAWING No. BERC-ARU-BNE-CICW-DRG-1005.
2. FOR LEGEND REFER TO DRAWING No. BERC-ARU-BNE-CICW-DRG-1006.
3. THE STORMWATER DESIGNS PRESENTED ARE AT CONCEPT LEVEL AND WILL BE DEVELOPED AS PART OF FUTURE DESIGN STAGES.

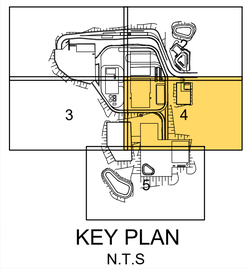

KEY PLAN
N.T.S

NOT FOR CONSTRUCTION

Scales
5 0 10 20m
1:500(A1)/1:1000(A3)

Issue	Date	By	Chkd	Appd
C	16.01.26	PDA	ERA	EGM
	ISSUE FOR APPROVAL			
B	26.09.25	PDA	ERA	EGM
	ISSUED FOR ADEQUACY REVIEW			
A	18.08.25	PDA	ERA	EGM
	DRAFT FEED ISSUE			

Client
CLEANAWAY
Making a sustainable future possible

Engineering Certification (CEng)
Name: .....
Signature: ..... Date: .....

Job Title
BROMELTON ENERGY AND RESOURCES CENTRE

Scale at A1 1:500m

Discipline
CIVIL

ARUP
Arup, Level 5, 151 Clarence St
Sydney, NSW, 2000
Tel +61 (02) 9320 9320 Fax +61 (02) 9320 9321
www.arup.com
CONSULT AUSTRALIA
Member Firm
Arup Pty Ltd
ABN 18 000 966 165

Drawing Title
STORMWATER PLAN SHEET 4

Drawing Status
FOR APPROVAL

Job No	Drawing No	Issue
293683-00	**BERC- ARU-BNE-CICW-DRG-1614**	**C**

Do not scale

© Arup

A1

ADJOIN DRG No. BERC-ARU-BRI-CICW-DRG-1613

ADJOIN DRG No. BERC-ARU-BRI-CICW-DRG-1614

N

INLET SUMP AND OVERFLOW AT IBA RETENTION BASIN.

KERB UPSTAND AND CHANNEL TO DIVERT FLOWS TO IBAA RETENTION BASIN.

MIN 100kL RAINWATER HARVESTING TANK.

GROSS POLLUTANT TRAP (CDS 2028 OR SIMILAR APPROVED)

BIO-RETENTION BASIN

STORMWATER BASIN

EXISTING FARM DAM

OUTLET CONTROL STRUCTURE CONTAINING ORIFICE PLATE

SCOUR PROTECTION DOWNSTREAM OF HEADWALL TO BE COMPLETED AS PART OF DETAILED DESIGN.

DETENTION BASIN

SWALE TO CONVEY FLOWS TO EXISTING OVERLAND FLOW PATH

SWALE TO CONVEY FLOWS TO EXISTING OVERLAND FLOW PATH

SYDNEY TO BRISBANE RAILWAY CORRIDOR

EXISTING CULVERT BELOW RAILWAY EMBANKMENT

BEAUDESERT BOONAH ROAD

KEY PLAN
N.T.S

NOTE

1. FOR GENERAL NOTES REFER TO DRAWING No. BERC-ARU-BNE-CICW-DRG-1005.
2. FOR LEGEND REFER TO DRAWING No. BERC-ARU-BNE-CICW-DRG-1006.
3. THE STORMWATER DESIGNS PRESENTED ARE AT CONCEPT LEVEL AND WILL BE DEVELOPED AS PART OF FUTURE DESIGN STAGES.

NOT FOR CONSTRUCTION

Scales
5 0 10 20m
1:500(A1)/1:1000(A3)

Issue	Date	By	Chkd	Appd

Issue	Date	By	Chkd	Appd

Issue	Date	By	Chkd	Appd
C	16.01.26	PDA	ERA	EGM
	ISSUE FOR APPROVAL			
B	26.09.25	PDA	ERA	EGM
	ISSUED FOR ADEQUACY REVIEW			
A	18.08.25	PDA	ERA	EGM
	DRAFT FEED ISSUE			

Client
CLEANAWAY
Making a sustainable future possible

Engineering Certification (CEng)
Name:
Signature: Date:

Job Title
BROMELTON ENERGY AND RESOURCES CENTRE

Scale at A1 1:500m

Discipline CIVIL

ARUP
Arup, Level 5, 151 Clarence St
Sydney, NSW, 2000
Tel +61 (02) 9320 9320 Fax +61 (02) 9320 9321
www.arup.com
CONSULT AUSTRALIA
Member Firm
Arup Pty Ltd
ABN 18 000 966 165

Drawing Title
STORMWATER PLAN SHEET 5

Drawing Status
FOR APPROVAL

Job No	Drawing No	Issue
293683-00	**BERC- ARU-BNE-CICW-DRG-1615**	**C**

Do not scale

© Arup

A1

NOTE

1. FOR GENERAL NOTES REFER TO DRAWING No. BERC-ARU-BNE-CICW-DRG-1791.
2. FOR PAVEMENT LEGEND REFER TO DRAWING No. BERC-ARU-BNE-CICW-DRG-1791.

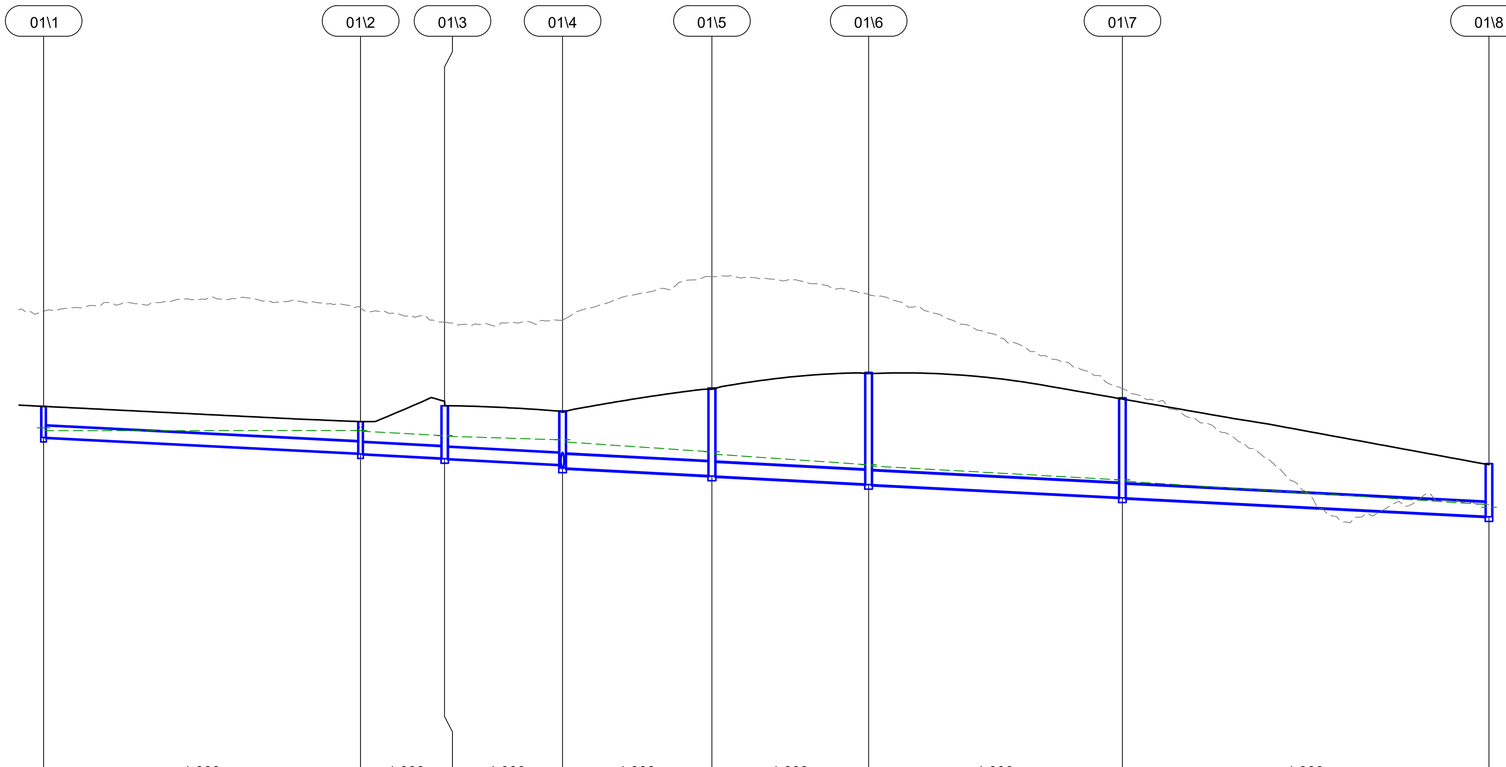

PIPE GRADE (%)		1.000	1.000	1.000	1.000	1.000	1.000	1.000
PIPE DIAMETER (mm)		Ø375	Ø375	Ø375	Ø450	Ø450	Ø450	Ø450
10% AEP PIPE VELOCITY (m/s)		0.780	1.330	1.250	1.640	1.730	1.650	1.970
5% AEP PIPE FLOW (m³/s)		0.066	0.141	0.115	0.261	0.268	0.259	0.301
DATUM R.L.		74.000						
HYDRAULIC GRADE LINE (m) (10% AEP)	92.921	92.831	92.832	92.810	92.670	92.647	92.531	92.461	92.144	92.061	91.722	91.676	91.225	91.178	90.419 / 90.326	
PIPE INVERT LEVELS (m)		92.609	92.092	92.072	91.935	91.915	91.722	91.610	91.366	91.346	91.090	91.070	90.656	90.636	90.037	
DESIGN LEVELS (m)		93.622		93.124		93.642		93.472		94.223		94.728		93.901		91.754
EXISTING LEVELS (m)		96.728		96.834		96.368		96.436		97.853		97.274		94.205		90.403
CHAINAGE (m)	-51.742	51.742		0.000	13.716	13.716	19.247	32.964	24.384	57.348	25.593	82.941	41.412	124.353	59.844	184.197

LINE 01
H 1:500
V 1:100

NOT FOR CONSTRUCTION

Scales

1 0 1 2 3 4 5m
1:100(A1)/1:200(A3)
5 0 10 20m
1:500(A1)/1:1000(A3)

Issue	Date	By	Chkd	Appd

Issue	Date	By	Chkd	Appd

C	16.01.26	PDA	ERA	EGM
ISSUE FOR APPROVAL				
B	26.09.25	PDA	ERA	EGM
ISSUED FOR ADEQUACY REVIEW				
A	18.08.25	PDA	ERA	EGM
DRAFT FEED ISSUE				
Issue	Date	By	Chkd	Appd

Client: CLEANAWAY — Making a sustainable future possible

Engineering Certification (CEng)
Name: .....
Signature: ..... Date: .....

Job Title: BROMELTON ENERGY AND RESOURCES CENTRE

Scale at A1: AS SHOWN

Discipline: CIVIL

ARUP
Arup, Level 5, 151 Clarence St
Sydney, NSW, 2000
Tel +61 (02) 9320 9320 Fax +61 (02) 9320 9321
www.arup.com
CONSULT AUSTRALIA Member Firm
Arup Pty Ltd
ABN 18 000 966 165

Drawing Title: STORMWATER LONGITUDINAL SECTIONS SHEET 1

Drawing Status: **FOR APPROVAL**

Job No	Drawing No	Issue
293683-00	**BERC- ARU-BNE-CICW-DRG-1641**	**C**

Do not scale

© Arup

NOTE

1. FOR GENERAL NOTES REFER TO DRAWING No. BERC-ARU-BNE-CICW-DRG-1791.
2. FOR PAVEMENT LEGEND REFER TO DRAWING No. BERC-ARU-BNE-CICW-DRG-1791.



PIPE GRADE (%)		2.171	1.962	3.092	2.115	1.000
PIPE DIAMETER (mm)		Ø450	Ø450	Ø450	Ø600	Ø600
10% AEP PIPE VELOCITY (m/s)		2.670	2.710	3.330	2.250	1.970
5% AEP PIPE FLOW (m³/s)		0.320	0.359	0.374	0.398	0.407
DATUM R.L.		69.000				
HYDRAULIC GRADE LINE (m) (10% AEP)	90.419 90.326	90.320	89.461	89.453 88.421 88.349	88.344 86.728	86.379 85.896	85.876 85.609
PIPE INVERT LEVELS (m)	90.037	90.017	89.109	89.089 88.088	88.036 86.438	86.099 85.282	85.262 84.872
DESIGN LEVELS (m)		91.754	90.350	89.206	87.579	86.737	87.274
EXISTING LEVELS (m)		90.403	89.828	87.682	85.995	85.414	86.400
CHAINAGE (m)		184.197	41.831	226.028	51.000	277.028	51.695	328.723	38.638	367.361	39.042	406.404

LINE 01
H 1:500
V 1:100

NOT FOR CONSTRUCTION

Scales

1 0 1 2 3 4 5m
1:100(A1)/1:200(A3)
5 0 10 20m
1:500(A1)/1:1000(A3)

Issue	Date	By	Chkd	Appd

Issue	Date	By	Chkd	Appd

C	16.01.26	PDA	ERA	EGM
ISSUE FOR APPROVAL				
B	26.09.25	PDA	ERA	EGM
ISSUED FOR ADEQUACY REVIEW				
A	18.08.25	PDA	ERA	EGM
DRAFT FEED ISSUE				
Issue	Date	By	Chkd	Appd

Client
CLEANAWAY
Making a sustainable future possible

Engineering Certification (CEng)
Name: .....
Signature: ..... Date: .....

Job Title
BROMELTON ENERGY AND RESOURCES CENTRE

Scale at A1 AS SHOWN

Discipline CIVIL

ARUP
Arup, Level 5, 151 Clarence St
Sydney, NSW, 2000
Tel +61 (02) 9320 9320 Fax +61 (02) 9320 9321
www.arup.com

CONSULT AUSTRALIA
Member Firm
Arup Pty Ltd
ABN 18 000 966 165

Drawing Title
STORMWATER
LONGITUDINAL SECTIONS
SHEET 2

Drawing Status
FOR APPROVAL

Job No	Drawing No	Issue
293683-00	**BERC- ARU-BNE-CICW-DRG-1642**	**C**

Do not scale

© Arup

NOTE

1. FOR GENERAL NOTES REFER TO DRAWING No. BERC-ARU-BNE-CICW-DRG-1791.
2. FOR PAVEMENT LEGEND REFER TO DRAWING No. BERC-ARU-BNE-CICW-DRG-1791.

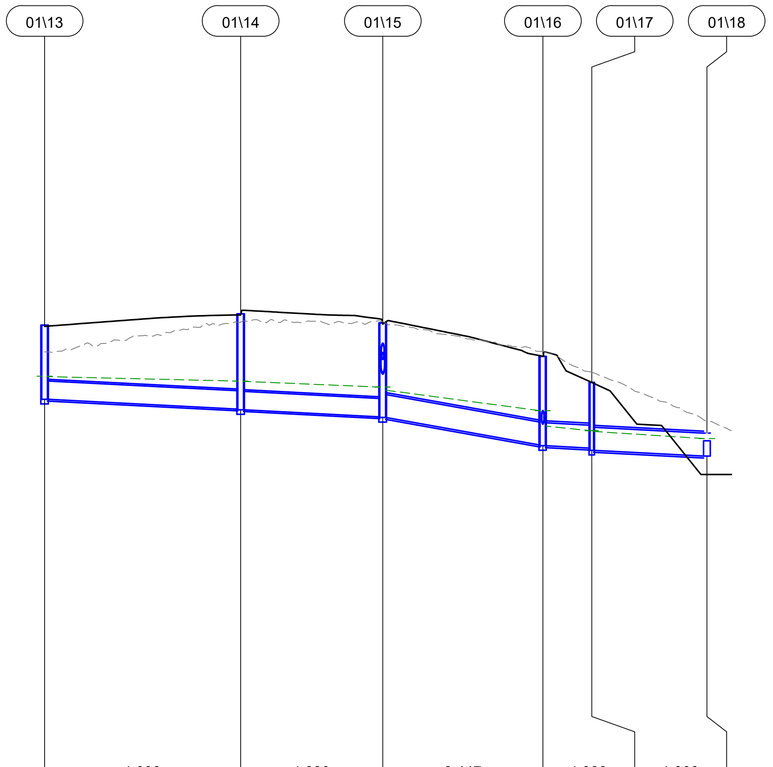

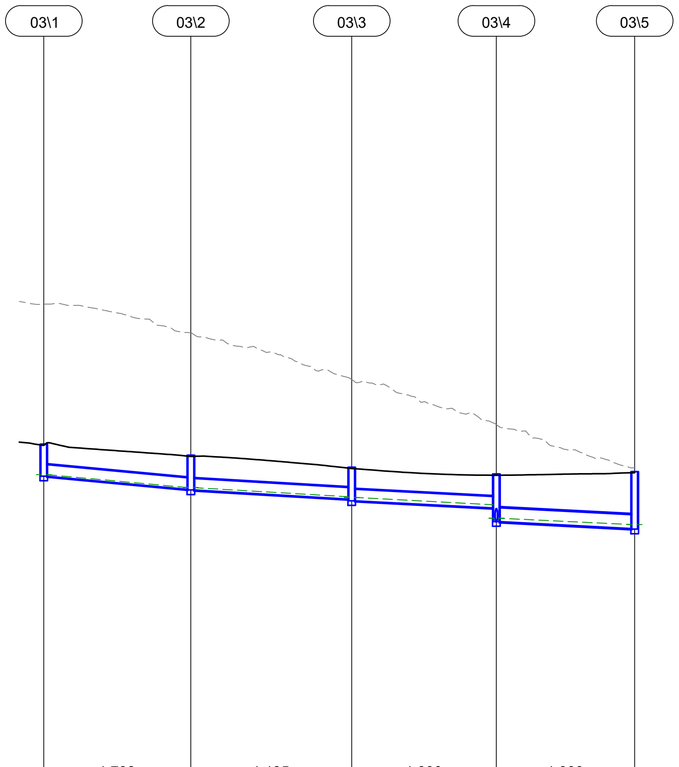

| | | |

NOTE

1. FOR GENERAL NOTES REFER TO DRAWING No. BERC-ARU-BNE-CICW-DRG-1791.
2. FOR PAVEMENT LEGEND REFER TO DRAWING No. BERC-ARU-BNE-CICW-DRG-1791.

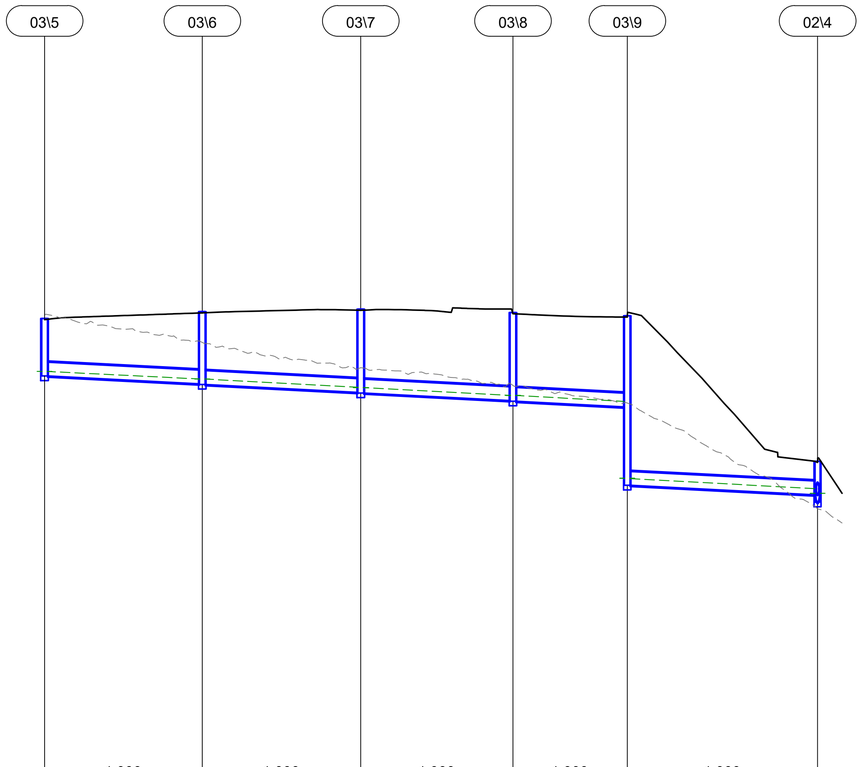

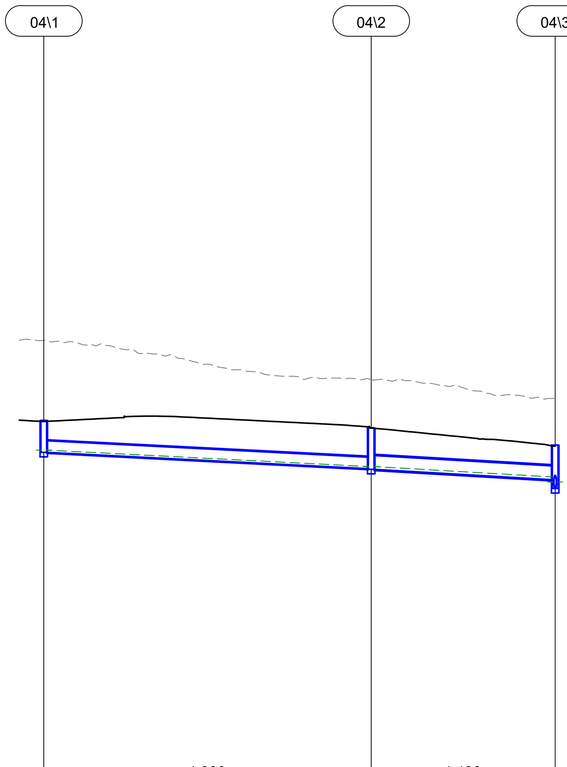

| | | |

NOTE

1. FOR GENERAL NOTES REFER TO DRAWING No. BERC-ARU-BNE-CICW-DRG-1791.
2. FOR PAVEMENT LEGEND REFER TO DRAWING No. BERC-ARU-BNE-CICW-DRG-1791.

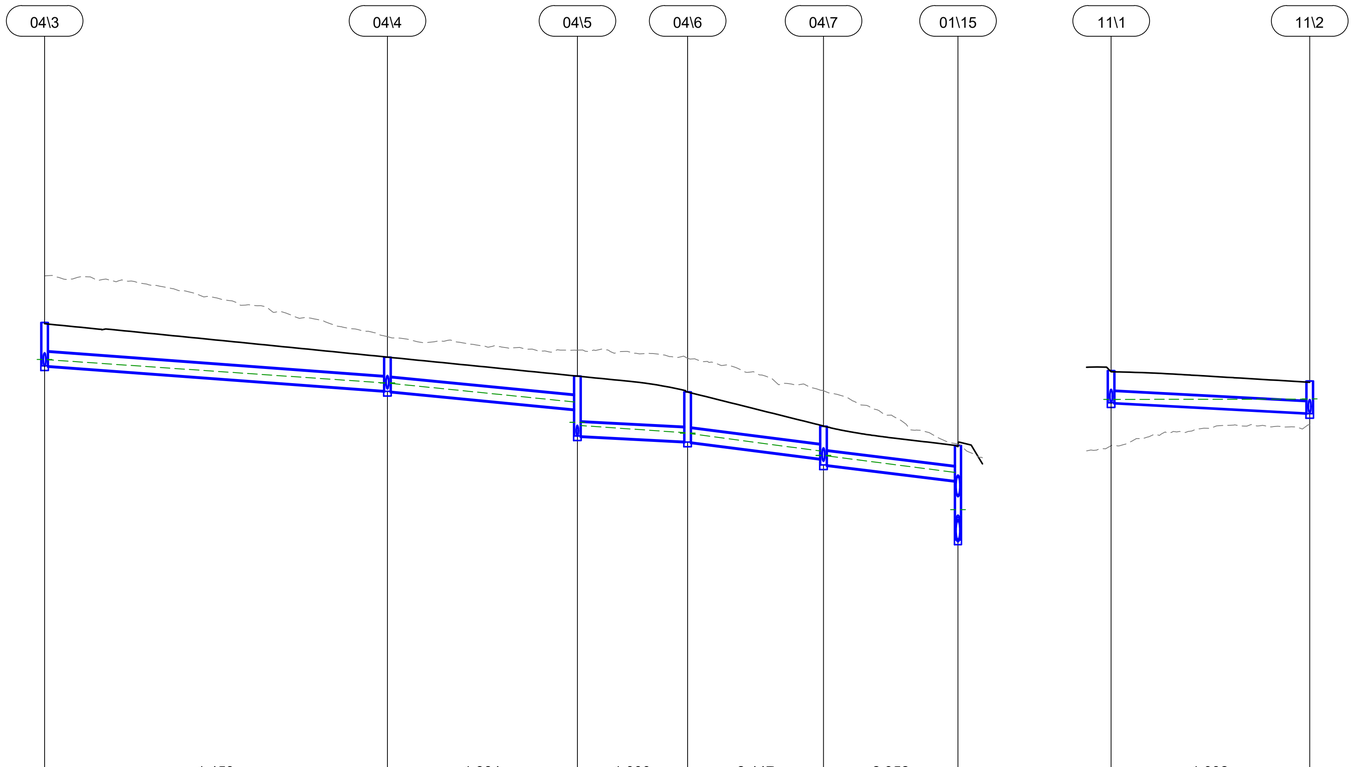

| | | |

A1

NOTE

1. FOR GENERAL NOTES REFER TO DRAWING No. BERC-ARU-BNE-CICW-DRG-1791.
2. FOR PAVEMENT LEGEND REFER TO DRAWING No. BERC-ARU-BNE-CICW-DRG-1791.

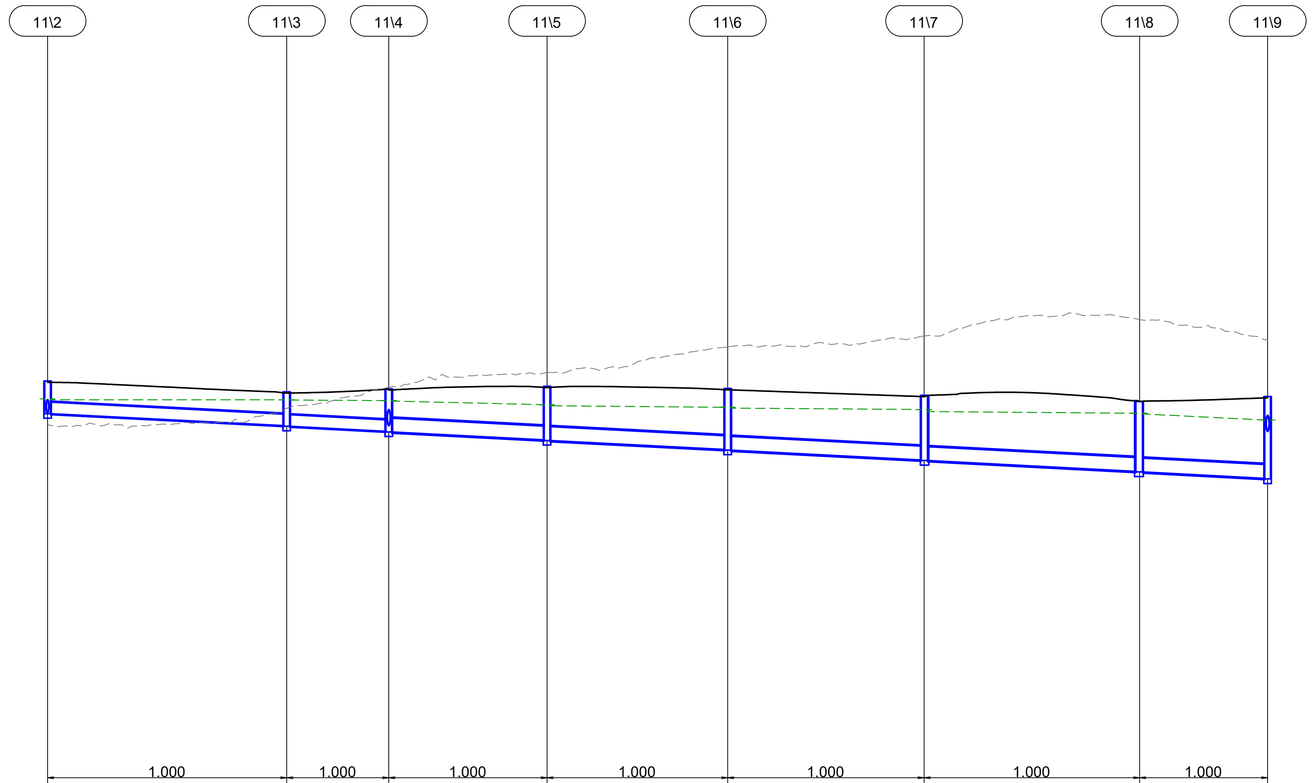

PIPE GRADE (%)		1.000		1.000		1.000		1.000		1.000		1.000		1.000	
PIPE DIAMETER (mm)		Ø375		Ø375		Ø450		Ø450		Ø450		Ø450		Ø450	
10% AEP PIPE VELOCITY (m/s)		1.130		1.250		1.550		1.650		1.610		1.420		1.850	
5% AEP PIPE FLOW (m³/s)		0.072		0.094		0.218		0.213		0.215		0.226		0.294	
DATUM R.L.		73.000													
HYDRAULIC GRADE LINE (m) (10% AEP)	92.858 92.867	92.838	92.838	92.830	92.810	92.795	92.678	92.642	92.592	92.565	92.520	92.453	92.397	92.375	92.177
PIPE INVERT LEVELS (m)	92.405	92.385	91.994	91.974	91.808	91.788	91.529	91.509	91.214	91.194	90.874	90.854	90.502	90.482	90.273
DESIGN LEVELS (m)		93.449		93.096		93.194		93.277		93.205		92.980		92.783	92.942
EXISTING LEVELS (m)		92.017		92.559		93.244		93.722		94.559		94.916		95.452	94.775
CHAINAGE (m)		32.409	39.042	71.451	16.659	88.109	25.830	113.940	29.485	143.425	32.058	175.482	35.188	210.671	20.894	231.565

LINE 11
H 1:500
V 1:100

NOT FOR CONSTRUCTION

Scales

1 0 1 2 3 4 5m
1:100(A1)/1:200(A3)
5 0 10 20m
1:500(A1)/1:1000(A3)

Issue	Date	By	Chkd	Appd

Issue	Date	By	Chkd	Appd

Issue	Date	By	Chkd	Appd
C	16.01.26	PDA	ERA	EGM
ISSUE FOR APPROVAL				
B	26.09.25	PDA	ERA	EGM
ISSUED FOR ADEQUACY REVIEW				
A	18.08.25	PDA	ERA	EGM
DRAFT FEED ISSUE				

Client
CLEANAWAY
Making a sustainable future possible

Engineering Certification (CEng)
Name: .....
Signature: ..... Date: .....

Job Title
BROMELTON ENERGY AND RESOURCES CENTRE

Scale at A1 AS SHOWN

Discipline CIVIL

ARUP
Arup, Level 5, 151 Clarence St
Sydney, NSW, 2000
Tel +61 (02) 9320 9320 Fax +61 (02) 9320 9321
www.arup.com

CONSULT AUSTRALIA
Member Firm
Arup Pty Ltd
ABN 18 000 966 165

Drawing Title
STORMWATER
LONGITUDINAL SECTIONS
SHEET 6

Drawing Status
FOR APPROVAL

Job No	Drawing No	Issue
293683-00	**BERC- ARU-BNE-CICW-DRG-1646**	**C**

Do not scale

© Arup

NOTE

1. FOR GENERAL NOTES REFER TO DRAWING No. BERC-ARU-BNE-CICW-DRG-1791.
2. FOR PAVEMENT LEGEND REFER TO DRAWING No. BERC-ARU-BNE-CICW-DRG-1791.

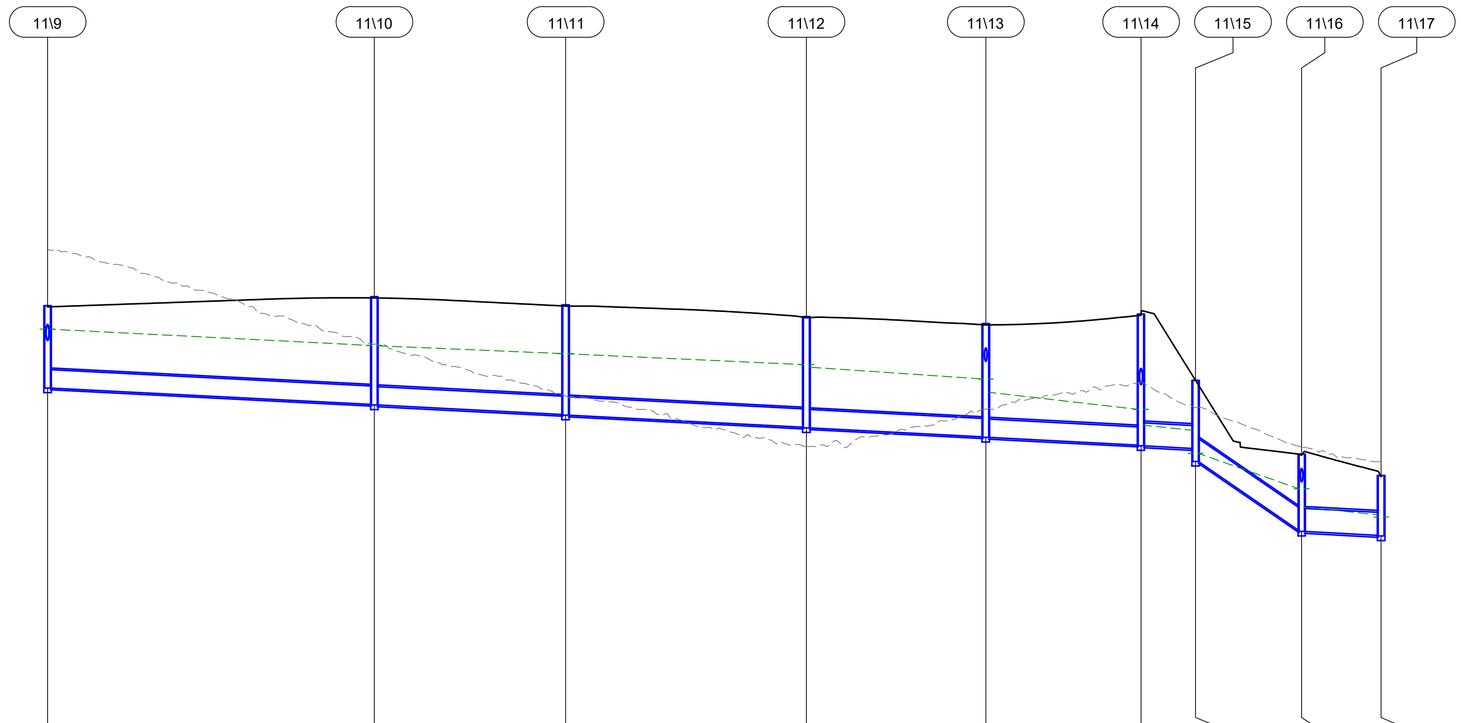

PIPE GRADE (%)		1.000	1.000	1.000	1.000	1.000	1.000	13.063	1.000
PIPE DIAMETER (mm)		Ø600	Ø600	Ø600	Ø600	Ø600	Ø750	Ø750	Ø750
10% AEP PIPE VELOCITY (m/s)		2.070	2.070	1.840	1.930	2.770	2.580	3.390	2.830
5% AEP PIPE FLOW (m³/s)		0.500	0.499	0.512	0.544	0.781	1.076	1.077	1.223
DATUM R.L.	70.000								
HYDRAULIC GRADE LINE (m) (10% AEP)	92.177	92.174	91.642	91.633	91.377	91.369	91.018	90.934	90.549	90.115	89.556	89.039	88.873	88.124	88.120	86.966	86.366	86.112	86.045
PIPE INVERT LEVELS (m)	90.273	90.253	89.720	89.700	89.387	89.367	88.974	88.954	88.661	88.641	88.388	88.368	88.279	87.856	85.594	85.574	85.445		
DESIGN LEVELS (m)		92.942		93.233		92.969		92.584		92.354		92.667		90.504		88.098		87.398	
EXISTING LEVELS (m)		94.775		91.687		89.996		88.339		89.560		90.453		89.612		88.310		87.821	
CHAINAGE (m)		231.565	53.342	284.907	31.209	316.116	39.317	355.433	29.278	384.712	25.341	410.053	8.898	418.951	17.313	436.264	12.978	449.243	

LINE 11
H 1:500
V 1:100

NOT FOR CONSTRUCTION

Scales
1:100(A1)/1:200(A3)
1:500(A1)/1:1000(A3)

Issue	Date	By	Chkd	Appd
C	16.01.26	PDA	ERA	EGM
	ISSUE FOR APPROVAL			
B	26.09.25	PDA	ERA	EGM
	ISSUED FOR ADEQUACY REVIEW			
A	18.08.25	PDA	ERA	EGM
	DRAFT FEED ISSUE			

Client: CLEANAWAY — Making a sustainable future possible

Engineering Certification (CEng)
Name: .....
Signature: ..... Date: .....

Job Title: BROMELTON ENERGY AND RESOURCES CENTRE

Scale at A1: AS SHOWN

Discipline: CIVIL

ARUP
Arup, Level 5, 151 Clarence St
Sydney, NSW, 2000
Tel +61 (02) 9320 9320 Fax +61 (02) 9320 9321
www.arup.com

CONSULT AUSTRALIA
Member Firm
Arup Pty Ltd
ABN 18 000 966 165

Drawing Title: STORMWATER LONGITUDINAL SECTIONS SHEET 7

Drawing Status: **FOR APPROVAL**

Job No	Drawing No	Issue
293683-00	**BERC- ARU-BNE-CICW-DRG-1647**	**C**

Do not scale

© Arup

NOTE

1. FOR GENERAL NOTES REFER TO DRAWING No. BERC-ARU-BNE-CICW-DRG-1791.
2. FOR PAVEMENT LEGEND REFER TO DRAWING No. BERC-ARU-BNE-CICW-DRG-1791.

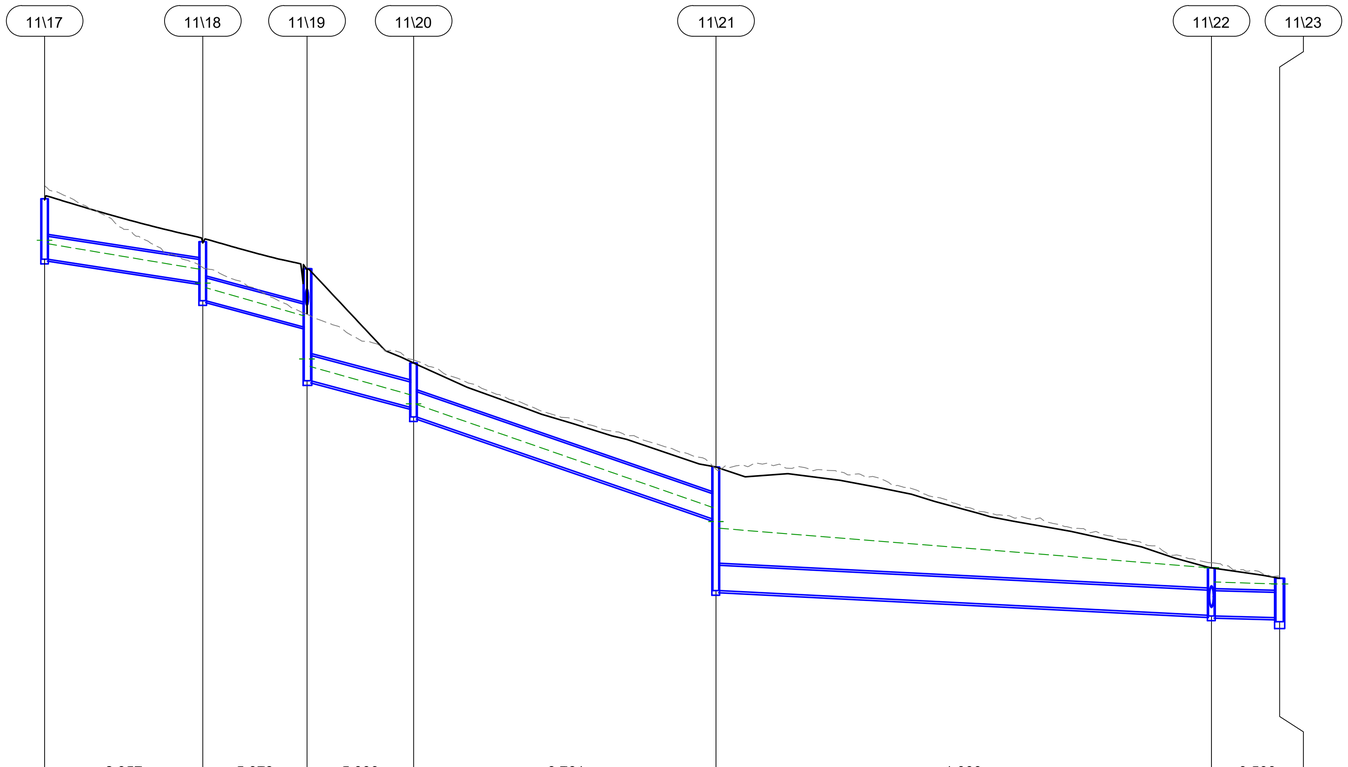

| | | |

A1

NOTE

1. FOR GENERAL NOTES REFER TO DRAWING No. BERC-ARU-BNE-CICW-DRG-1791.
2. FOR PAVEMENT LEGEND REFER TO DRAWING No. BERC-ARU-BNE-CICW-DRG-1791.

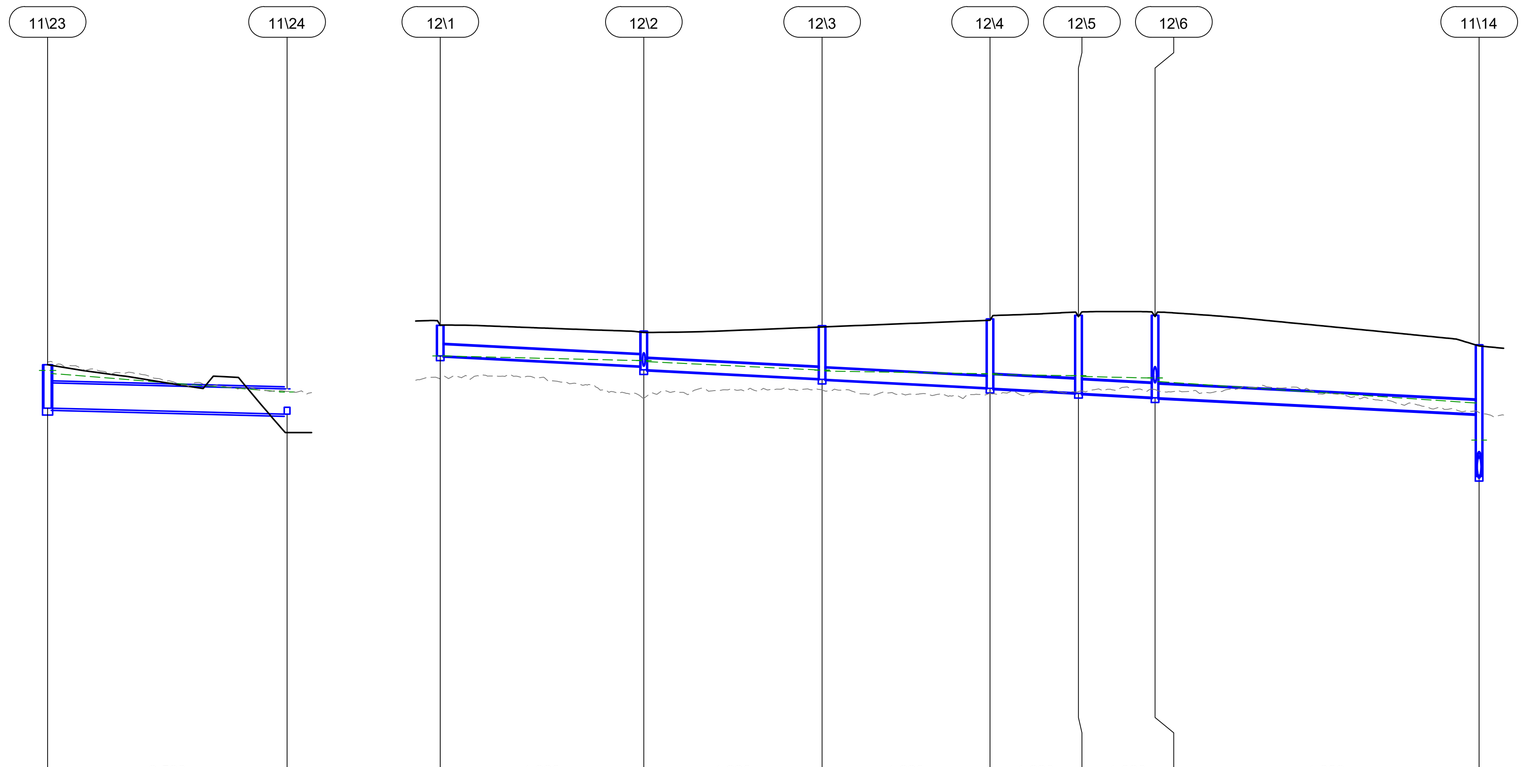

| | | |

NOTE

1. FOR GENERAL NOTES REFER TO DRAWING No. BERC-ARU-BNE-CICW-DRG-1791.
2. FOR PAVEMENT LEGEND REFER TO DRAWING No. BERC-ARU-BNE-CICW-DRG-1791.

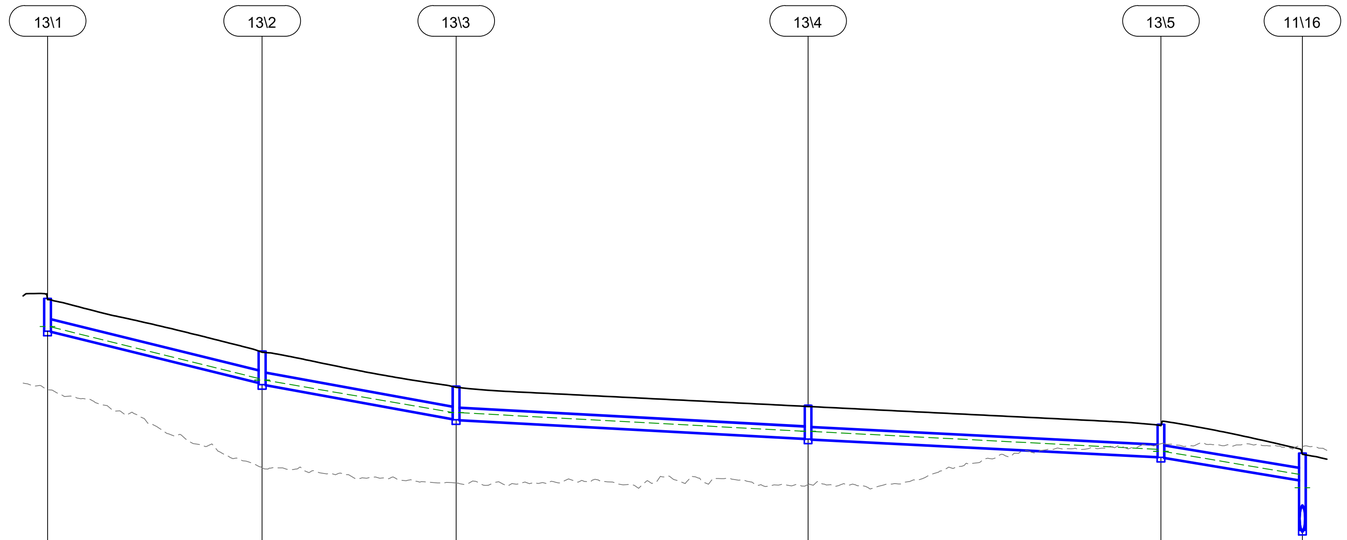

PIPE GRADE (%)	4.791	3.529	1.063	1.000	3.189
PIPE DIAMETER (mm)	Ø375	Ø375	Ø375	Ø375	Ø375
10% AEP PIPE VELOCITY (m/s)	2.590	2.120	1.600	1.690	2.610
5% AEP PIPE FLOW (m³/s)	0.096	0.106	0.114	0.129	0.143
DATUM R.L.	70.000				
HYDRAULIC GRADE LINE (m) (10% AEP)	92.228 / 92.219	90.528 / 90.482 / 90.478	89.419 / 89.418	88.807 / 88.805	88.219 / 88.155 / 88.151	87.401 / 86.966 / 86.366
PIPE INVERT LEVELS (m)	92.078	90.400 / 90.332	89.214 / 89.185	88.575 / 88.555	87.979 / 87.959	87.223 / 85.574
DESIGN LEVELS (m)	93.147	91.428	90.282	89.659	89.036	88.098
EXISTING LEVELS (m)	90.165	87.612	87.119	87.068	88.404	88.310
CHAINAGE (m)	0.000	35.023	35.023 / 31.668	66.691 / 57.450	124.141 / 57.589	181.730 / 23.091	204.821

LINE 13
H 1:500
V 1:100

NOT FOR CONSTRUCTION

Scales
1 0 1 2 3 4 5m
1:100(A1)/1:200(A3)
5 0 10 20m
1:500(A1)/1:1000(A3)

Issue	Date	By	Chkd	Appd

Issue	Date	By	Chkd	Appd

Issue	Date	By	Chkd	Appd
C	16.01.26	PDA	ERA	EGM
ISSUE FOR APPROVAL				
B	26.09.25	PDA	ERA	EGM
ISSUED FOR ADEQUACY REVIEW				
A	18.08.25	PDA	ERA	EGM
DRAFT FEED ISSUE				

Client
CLEANAWAY
Making a sustainable future possible
Engineering Certification (CEng)
Name: .....
Signature: ..... Date: .....

Job Title
BROMELTON ENERGY AND RESOURCES CENTRE

Scale at A1 AS SHOWN

Discipline CIVIL

ARUP
Arup, Level 5, 151 Clarence St
Sydney, NSW, 2000
Tel +61 (02) 9320 9320 Fax +61 (02) 9320 9321
www.arup.com
CONSULT AUSTRALIA
Member Firm
Arup Pty Ltd
ABN 18 000 966 165

Drawing Title
STORMWATER
LONGITUDINAL SECTIONS
SHEET 10

Drawing Status
FOR APPROVAL

Job No	Drawing No	Issue
293683-00	**BERC- ARU-BNE-CICW-DRG-1650**	**C**

Do not scale

© Arup

NOTE

1. FOR GENERAL NOTES REFER TO DRAWING No. BERC-ARU-BNE-CICW-DRG-1791.
2. FOR PAVEMENT LEGEND REFER TO DRAWING No. BERC-ARU-BNE-CICW-DRG-1791.

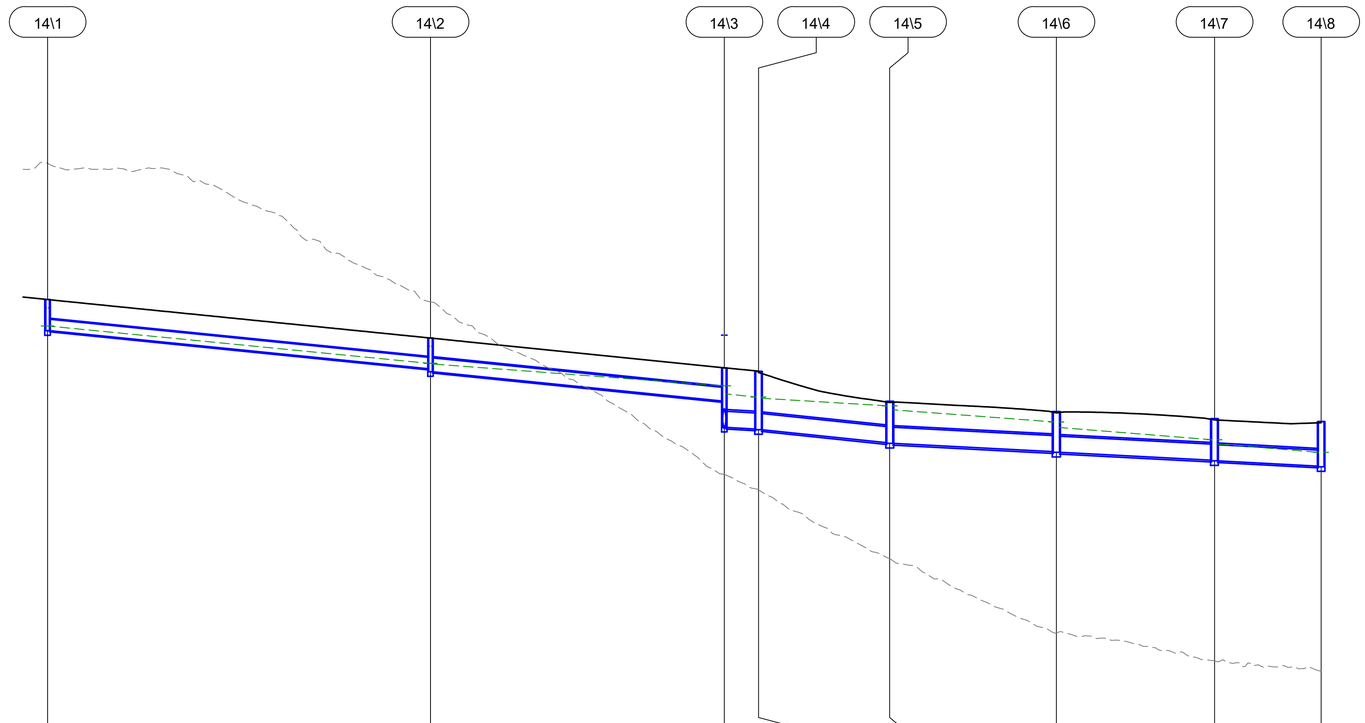

| | | |

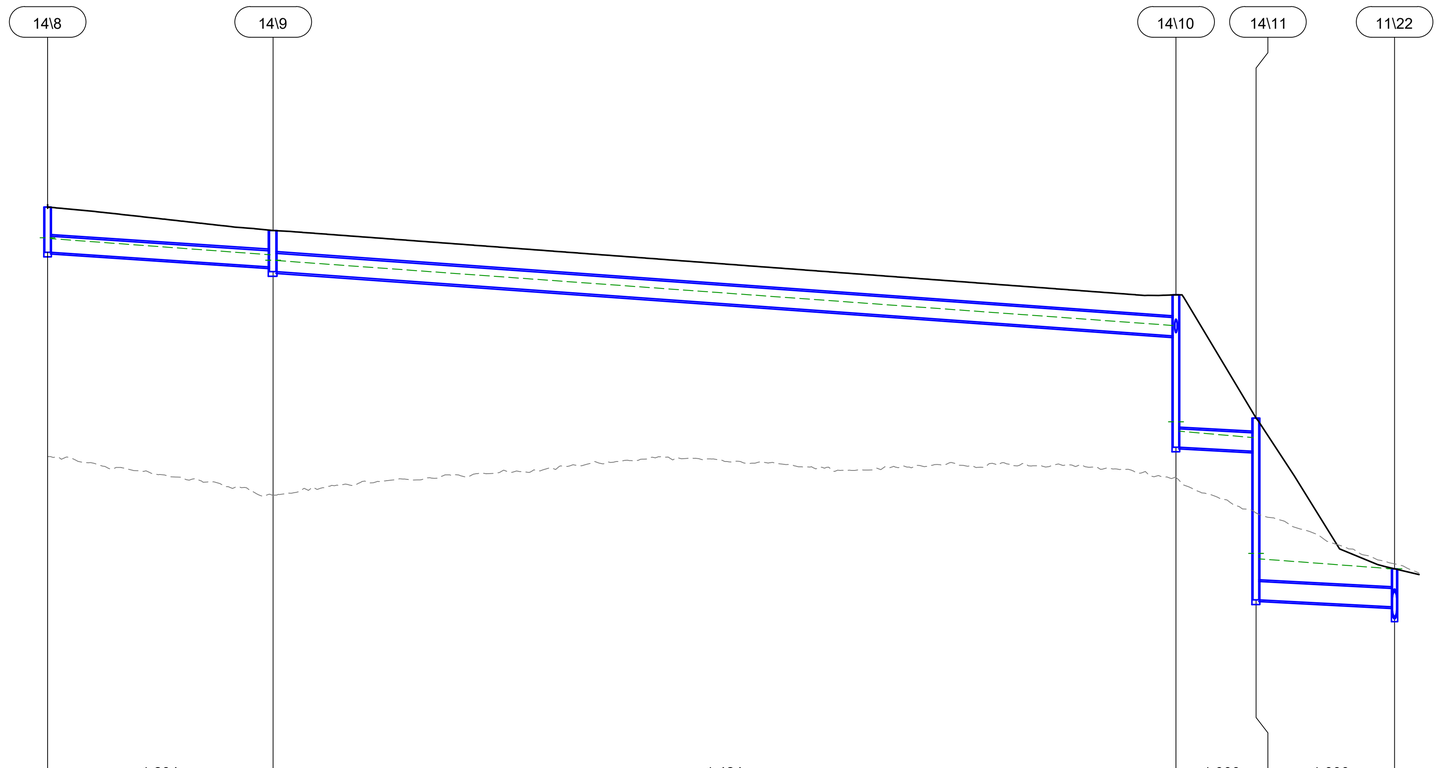

NOTE

1. FOR GENERAL NOTES REFER TO DRAWING No. BERC-ARU-BNE-CICW-DRG-1791.
2. FOR PAVEMENT LEGEND REFER TO DRAWING No. BERC-ARU-BNE-CICW-DRG-1791.

| | | |

NOTE

1. FOR GENERAL NOTES REFER TO DRAWING No. BERC-ARU-BNE-CICW-DRG-1791.
2. FOR PAVEMENT LEGEND REFER TO DRAWING No. BERC-ARU-BNE-CICW-DRG-1791.

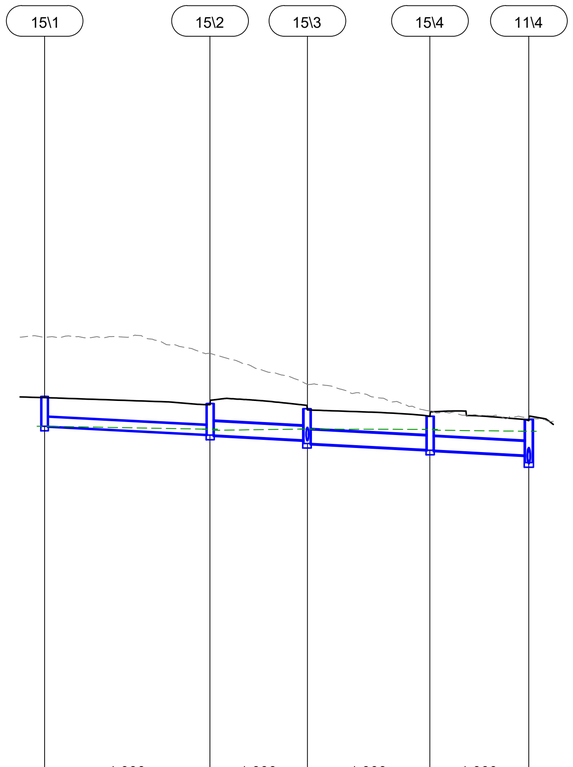

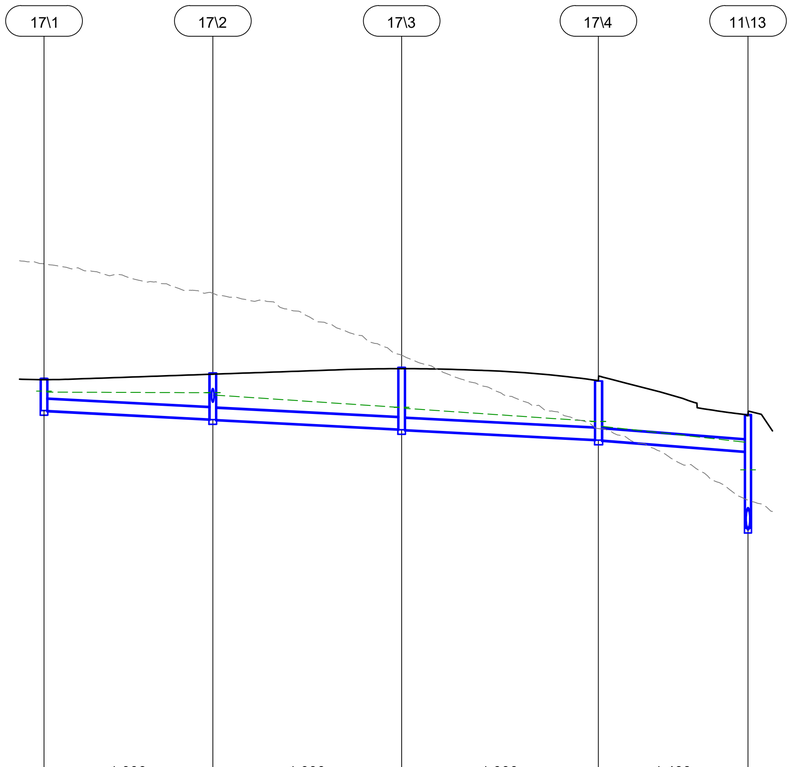

| | | |

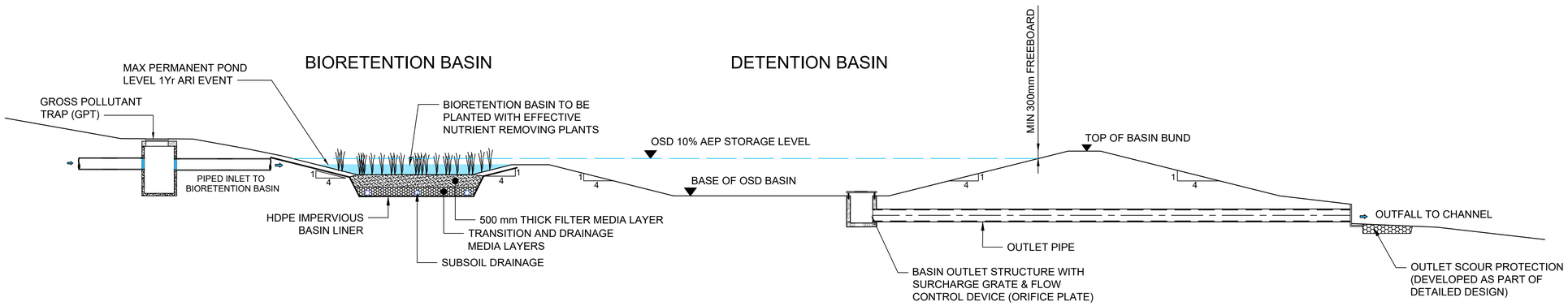

TYPICAL SECTION THROUGH STORMWATER TREATMENT AND DETENTION BASIN

NOT FOR CONSTRUCTION

Scales

10 0 10 20 30 40 50m

1:1250(A1)/1:2500(A3)

Issue	Date	By	Chkd	Appd

Issue	Date	By	Chkd	Appd

Issue	Date	By	Chkd	Appd
C	16.01.26	PDA	ERA	EGM
	ISSUE FOR APPROVAL			
B	26.09.25	PDA	ERA	EGM
	ISSUED FOR ADEQUACY REVIEW			
A	18.08.25	PDA	ERA	EGM
	DRAFT FEED ISSUE			

Client

CLEANAWAY
Making a sustainable future possible

Engineering Certification (CEng)

Name: .....

Signature: ..... Date: .....

Job Title

BROMELTON ENERGY AND RESOURCES CENTRE

Scale at A1 1:1000mm

Discipline CIVIL

ARUP

Arup, Level 5, 151 Clarence St
Sydney, NSW, 2000
Tel +61 (02) 9320 9320 Fax +61 (02) 9320 9321
www.arup.com

CONSULT AUSTRALIA
Member Firm
Arup Pty Ltd
ABN 18 000 966 165

Drawing Title

STORMWATER MISCELLANEOUS DETAILS

Drawing Status

FOR APPROVAL

Job No	Drawing No	Issue
293683-00	**BERC- ARU-BNE-CICW-DRG-1691**	**C**

Do not scale

© Arup

A1

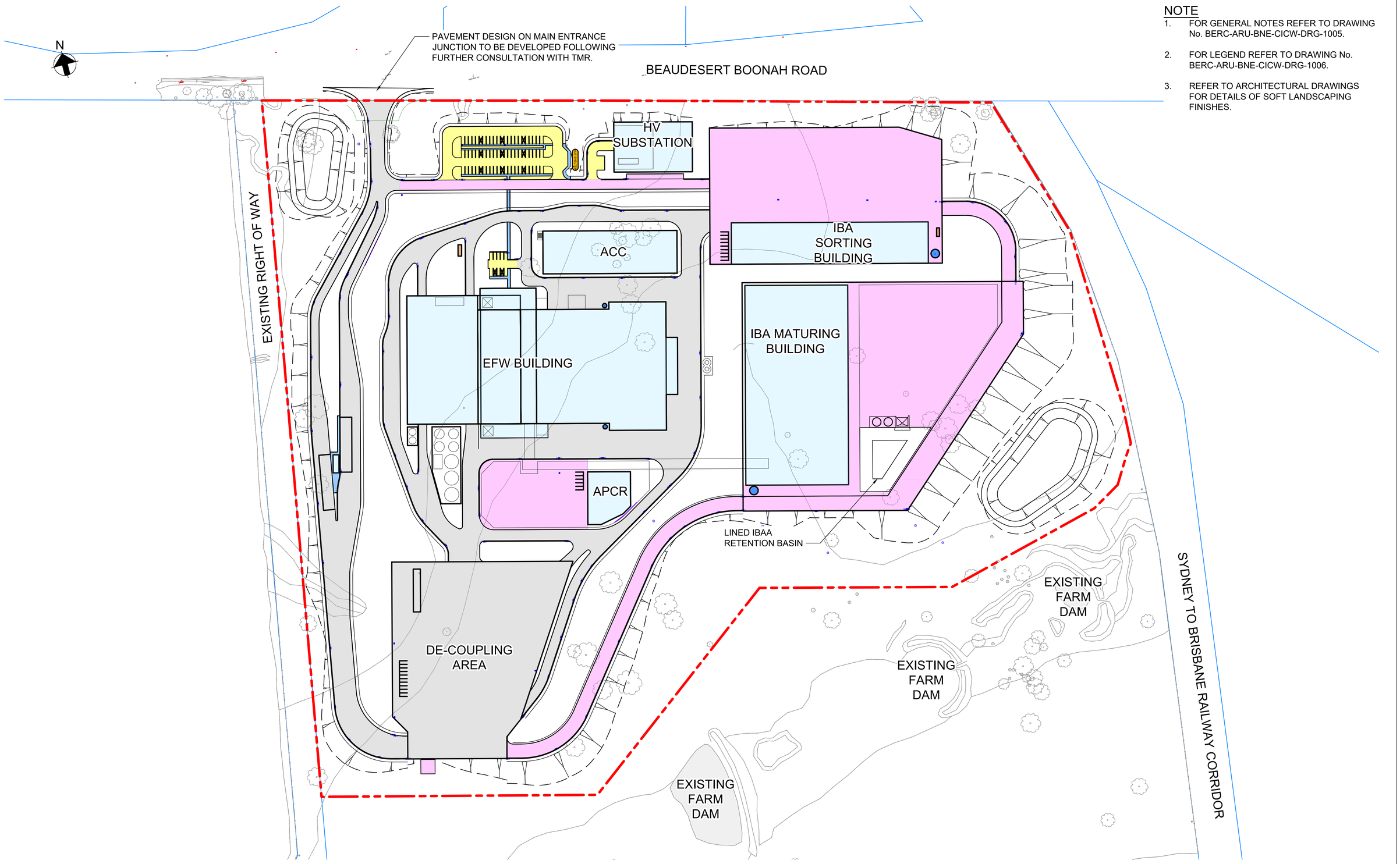

NOTE

1. FOR GENERAL NOTES REFER TO DRAWING No. BERC-ARU-BNE-CICW-DRG-1005.
2. FOR LEGEND REFER TO DRAWING No. BERC-ARU-BNE-CICW-DRG-1006.
3. REFER TO ARCHITECTURAL DRAWINGS FOR DETAILS OF SOFT LANDSCAPING FINISHES.

NOT FOR CONSTRUCTION

Scales

10 0 10 20 30 40 50m

1:1250(A1)/1:2500(A3)

Issue	Date	By	Chkd	Appd

Issue	Date	By	Chkd	Appd
E	27.07.26	PDA	ERA	EGM
ISSUE FOR APPROVAL				

Issue	Date	By	Chkd	Appd
C	16.01.26	PDA	ERA	EGM
ISSUE FOR APPROVAL				
B	26.09.25	PDA	ERA	EGM
ISSUED FOR ADEQUACY REVIEW				
A	18.08.25	PDA	ERA	EGM
DRAFT FEED ISSUE				

Client

CLEANAWAY
Making a sustainable future possible

Engineering Certification (CEng)

Name: .....

Signature: ..... Date: .....

Job Title

BROMELTON ENERGY AND RESOURCES CENTRE

Scale at A1 1:1250m

Discipline

CIVIL

ARUP

Arup, Level 5, 151 Clarence St
Sydney, NSW, 2000
Tel +61 (02) 9320 9320 Fax +61 (02) 9320 9321
www.arup.com

CONSULT AUSTRALIA
Member Firm
Arup Pty Ltd
ABN 18 000 966 165

Drawing Title

PAVEMENT PLAN

Drawing Status

FOR APPROVAL

Job No	Drawing No	Issue
293683-00	**BERC- ARU-BNE-CICW-DRG-1700**	**D**

Do not scale

© Arup

NOTES:

1. EARTHWORKS AND SUBGRADE PREPARATION TO BE IN ACCORDANCE WITH MRTS04.
2. THE SUBGRADE WILL BE VERIFIED IN ACCORDANCE WITH MRTS04.
3. SUB-SURFACE DRAINAGE BELOW LOW AND HIGH SIDE OF KERBS & CHANNELS TO BE PROVIDED. EXACT DETAILS TO BE INCLUDED WITHIN DETAILED DESIGN.
4. DESIGNS ARE BASED ON THE SUBGRADE ACHIEVING A CBR OF 3% AS PER SECTION 6.9 OF DOUGLAS PARTNERS REPORT ON GEOTECHNICAL INVESTIGATION, BROMELTON ENERGY & RESOURCES CENTRE (BERC), AUGUST 2023.
5. SUBGRADE TREATMENT IS RECOMMENDED FOR USE WHERE 97% COMPACTION OR THE PROOF ROLLING REQUIREMENTS STIPULATED WITHIN MRTS04 ARE NOT MET. APPROPRIATE SUBGRADE TREATMENT TYPE MAY BE VARIED AS DIRECTED BY THE ADMINISTRATOR.
   SUBGRADE TREATMENTS ALLOWED FOR IN THIS CONTRACT INCLUDE:
   - SUBGRADE TREATMENT TYPE C - 150-400 mm TYPE 2.4 UNBOUND.
   - SUBGRADE TREATMENT TYPE E - 150-250 mm LIGHTLY BOUND BASE.
   - SUBGRADE TREATMENT TYPE J - 300 mm GEOTEXTILE WRAPPED ROCK FILL LAYER.
6. SUBGRADE CBR %TO BE CONFIRMED VIA 4-DAY SOAKED CBRs AND DCPs TO 1.5 m DEPTH BELOW SUBGRADE SURFACE LEVEL PRIOR TO CONSTRUCTION (REFER TO MRTS04 APPENDIX A).
7. JOINTED REINFORCED CONCRETE PAVEMENT JOINTS SHALL BE IN ACCORDANCE WITH THE TRANSPORT FOR NEW SOUTH WALES JRCP STANDARD DRAWINGS.
8. PAVEMENT SUBSOIL DRAINAGE DESIGNS TO BE DEVELOPED AS PART OF FUTURE DESIGN STAGES IN ACCORDANCE WITH REQUIREMENTS OF PART 10: SUBSURFACE DRAINAGE OF THE AUSTROADS GUIDE TO PAVEMENT TECHNOLOGY.

FOOTPATH NOTES

1. CONCRETE FOOTPATH SURFACE TO BE NON-SLIP TO AS 4586 (SLIP RESISTANCE CLASSIFICATION OF NEW PEDESTRIAN SURFACE MATERIALS).
2. CONCRETE PAVEMENT JOINTING SHALL BE IN ACCORDANCE WITH NOTE 5 OF SCENIC RIM COUNCIL STANDARD DRAWING R-13 WHICH HAS MAXIMUM SPACING OF 2.5 m.

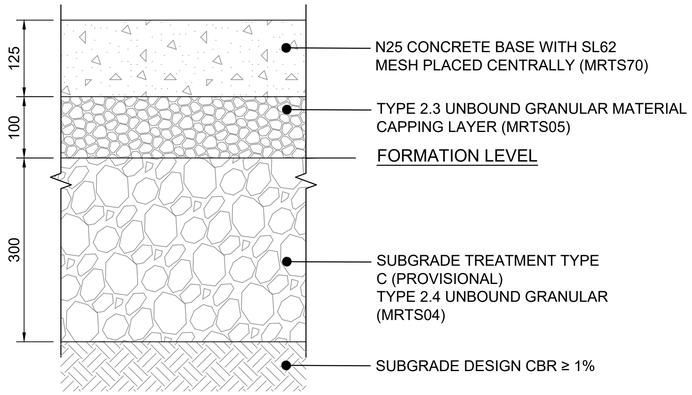

RP2 - JOINTED REINFORCED CONCRETE PAVEMENT (JRCP) FOOTPATH

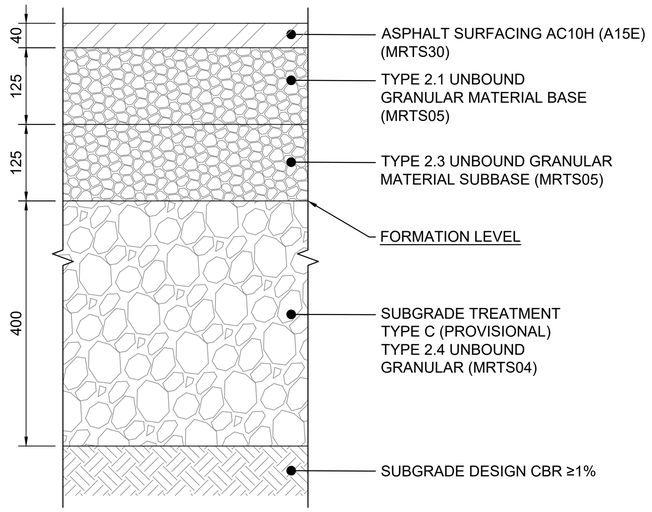

FP1 - GRANULAR PAVEMENT WITH THIN ASPHALT SURFACING (CARPARK)

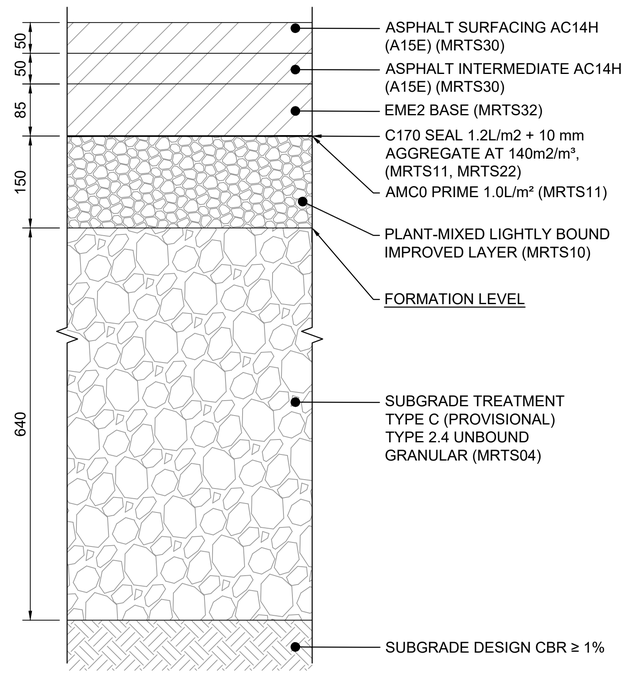

FP2 - FULL DEPTH ASPHALT PAVEMENT (WORKING AREAS)

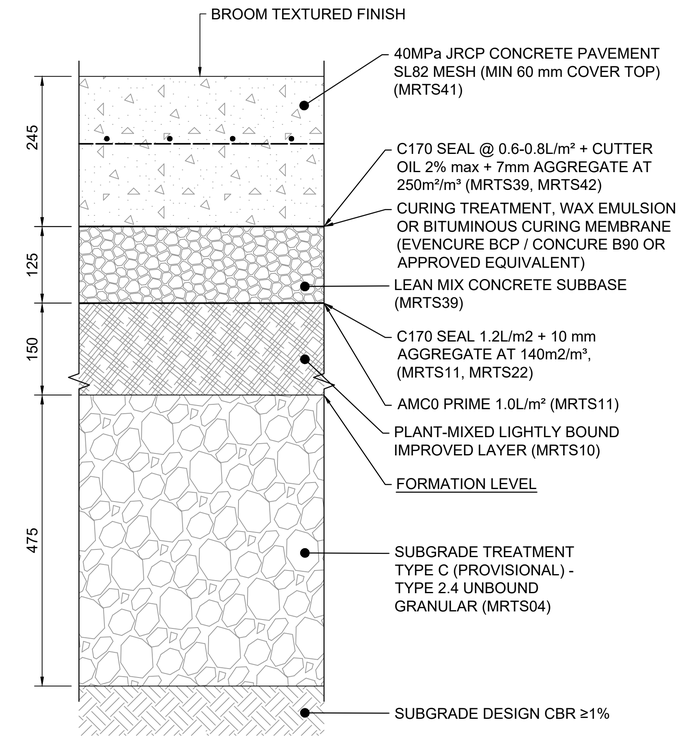

RP1 - JOINTED REINFORCED CONCRETE PAVEMENT (JRCP)

NOT FOR CONSTRUCTION

Scales
0.05 0 0.1 0.2m
1:5(A1)/1:10(A3)

Issue	Date	By	Chkd	Appd

Issue	Date	By	Chkd	Appd

Issue	Date	By	Chkd	Appd
C	16.01.26	PDA	ERA	EGM
	ISSUE FOR APPROVAL			
B	26.09.25	PDA	ERA	EGM
	ISSUED FOR ADEQUACY REVIEW			
A	18.08.25	PDA	ERA	EGM
	DRAFT FEED ISSUE			

Client
CLEANAWAY
Making a sustainable future possible

Engineering Certification (CEng)
Name: .....
Signature: ..... Date: .....

Job Title
BROMELTON ENERGY AND RESOURCES CENTRE

Scale at A1 1:5m

Discipline
CIVIL

ARUP
Arup, Level 5, 151 Clarence St
Sydney, NSW, 2000
Tel +61 (02) 9320 9320 Fax +61 (02) 9320 9321
www.arup.com

CONSULT AUSTRALIA
Member Firm
Arup Pty Ltd
ABN 18 000 966 165

Drawing Title
PAVEMENT PROFILES
SHEET 1

Drawing Status
FOR APPROVAL

Job No	Drawing No	Issue
293683-00	**BERC- ARU-BNE-CICW-DRG-1791**	**C**

Do not scale

© Arup